



**Community High
School District 94**
July 1, 2023 - June 30, 2024

**Tentative Budget
August 15, 2023**



326 Joliet Road, West Chicago, Illinois 60185, DuPage County
www.d94.org



Community High School District 94

Fiscal Year 2024 Budget Report

Table of Contents

<u>Section I - Introductory Section</u>	<u>Page</u>
- Executive Summary	1-5
- District Background, Mission, and Core Values	6-7
- Budget Timeline	8
- Listing of Board Members	9
- Listing of Administrators	10
- Financial Component of Executive Summary	11-19
<u>Section II - Financial Section</u>	
- Operating Fund Summary	21-22
Historical Summary of Revenue and Expenditures	
Historical Summary of Fund Balance	
- Operating Fund Summary with CARES Funding Removed	23-24
Historical Summary of Revenue and Expenditures	
Historical Summary of Fund Balance	
- Education Fund	25-26
Historical Summary of Revenue, Expenditures and Fund Balance	
- Operations and Maintenance Fund	27-28
Historical Summary of Revenue, Expenditures and Fund Balance	
- Debt Service Fund	29-30
Historical Summary of Revenue, Expenditures and Fund Balance	
- Transportation Fund	31-32
Historical Summary of Revenue, Expenditures and Fund Balance	



Community High School District 94

Fiscal Year 2024 Budget Report

-
- IMRF/Social Security Fund 33-34
Historical Summary of Revenue, Expenditures and Fund Balance
 - Capital Projects Fund 35-36
Historical Summary of Revenue, Expenditures and Fund Balance
 - Working Cash Fund 37-38
Historical Summary of Revenue and Expenditures
 - Tort Immunity Fund 39-40
Historical Summary of Revenue, Expenditures and Fund Balance

Section III - Illinois State Board of Education Budget Form 50-36





Community High School District 94 Fiscal Year 2024 Budget Report

Section I





Community High School District 94

Fiscal Year 2024 Budget Report

August 15, 2023

President and Members of the Board of Education
Community High School District 94
West Chicago, IL 60185

Dear Members of the Board of Education:

I am pleased to present the Budget for the Fiscal Year 2023-2024 financial plan for Community High School District 94. This document was created with the assumption that the District has complete responsibility for the preparation and modification of its annual budget and is solely accountable for its fiscal matters, including surpluses and deficits, and assignments of management. This document has been prepared to communicate a comprehensive review of the district's financial plan and the result of operations to the Members of the Board of Education, local citizens, and other constituents. The prudent actions of the School Board, Administration, and Staff have positioned the district well to be able to maintain the continuation of successful programs and to pursue the attainment of district-wide goals. The 2023-2024 Budget is subject to be adopted according to the provisions of Board Policy 4:10. The Operating Funds, which include the Education, Operations and Maintenance, Transportation, IMRF and Tort Funds, have a combined estimated revenues of \$44,654,927 and expected expenditures of \$43,500,348, for a surplus of \$1,154,579. Surplus to Fund Balances are to be expected to be used for future projects.

Budget Process

The process of projecting the budgeting needs of the district is a continual process that is updated as information changes and is reflected in the district's financial projections. The process of developing the operating line-by-line budget of the district for the fiscal year 2023-2024 is a collaborative exercise, which allows the district to arrive at a detailed revenue and expenditure plan for operations for the fiscal year beginning on July 1, 2023.

A zero-based budgeting process has been implemented in collaboration with the principal and department heads. The zero-based budgeting process helps the business



Community High School District 94

Fiscal Year 2024 Budget Report

office manage the monthly financial reporting and the annual budget in a more effective way. A positive outcome for this process includes the efficiency of allocation of resources, as it is based on needs and benefits, and the increase of department collaboration as it gives them more initiative and responsibility in the decision-making process.

Budgetary controls are maintained at line item levels and are built into administrative departments' responsibilities. All actual activity is compared to the budget and reported to the district's management and the Board of Education in the form of monthly Treasurer Reports. Any extraordinary variance concerns are addressed and disclosed in full detail.

The District is implementing and refining various initiatives in the fiscal year 2023-2024, which includes the continuation and refinement of the student support initiative focusing on social emotional learning, academic support and career readiness. Professional development and community outreach are other initiatives expected to be focused on in the upcoming school year. Other initiatives with regards to facilities and operations include the renovation of the bathrooms in the main hallway, replacement of cafeteria furniture, replacement of air handlers over Bishop Gym, replacement of physical education fitness equipment and completing the installation of the fieldhouse floor.

The Global Coronavirus Pandemic Impact

The Coronavirus Pandemic continues to impact the budget dramatically. The District will continue our increased efforts to meet the increased social and emotional needs of our students. To date, the District has been allocated a total of \$5,284,068 in funding specifically for the mitigation of the coronavirus. Through June 30, 2023, the District has expended \$3,987,143 of these funds. The remaining portion of \$1,296,925 of the funding will be expended by September of 2024. The majority of that allocation will be spent on salaries.



Community High School District 94

Fiscal Year 2024 Budget Report

Governmental Fund Summary

The budgeted revenues and expenditures by funds are summarized below. The district is projected to end the Fiscal Year 2024 with \$26.6 million in operating fund reserves. The ending operating fund balance is forecasted to be 61.29% of operating expenditures, or approximately 7 months worth of savings.

	Estimated Beginning Balance	Revenue	Expenditure	Excess (Deficit)	Ending Balance
Education	17,794,771	33,848,083	33,346,702	501,381	18,296,152
Operations and Maintenance	4,979,908	6,664,312	6,045,151	619,161	5,599,069
Transportation	1,455,926	2,847,732	2,847,221	511	1,456,437
Municipal Retirement	962,905	983,666	950,420	33,246	996,151
Tort	311,774	311,134	310,854	280	312,054
	25,505,284	44,654,927	43,500,348	1,154,579	26,659,863





Community High School District 94

Fiscal Year 2024 Budget Report

Description of Governmental Funds

- Education Fund – is used primarily for the delivery of educational programs to the students. Property taxes are the primary source of revenues but federal and state grants, as well as local fee revenues, also provide additional revenue.
- Operations and Maintenance Fund – is used for expenditures made for operations, repair, and maintenance of the district's building and land. Revenue consists primarily of local property taxes.
- Debt Service Fund – is used for the accumulation of resources for, and the payment of, general long-term debt principal, interest, and related costs. The primary revenue source is local property taxes levied specifically for debt services.
- Transportation Fund – is used to account for all revenues and expenditures made for student transportation. Revenues are derived primarily from local property taxes and state reimbursement grants.
- Municipal Retirement/Social Security Fund – is used to account for the district's portion of pension contributions to the Illinois Municipal Retirement Fund, payments to Medicare, and payments to the Social Security System primary for non certified employees. Revenue to finance these contributions is derived primarily from local property taxes and personal property replacement taxes.
- Working Cash Fund – is used to account for financial resources held by the district which is available for inter-fund loans or transfers to other funds.
- Tort Immunity and Judgment Fund – is used to account for revenues and expenditures related primarily to liability insurance. Revenue consists primarily of local property taxes.
- Capital Projects Fund – is used to account for non-life safety capital expenditures. Revenue comes from transfers of other funds and interest earnings.



Community High School District 94

Fiscal Year 2024 Budget Report

Acknowledgments

The preparation of this report could not have been accomplished without the efficient and dedicated services of the entire staff of the Business Office. We want to express our appreciation to them for their assistance.

We also wish to thank the members of the Board for their interest and support in planning and conducting the financial operations of the School System in a responsible and progressive manner.

Summary

The proposed budget reflects the mission of Community High School District 94 to provide educational services to the students of West Chicago, Winfield, Wheaton and Carol Stream; to the end that the attainments of their goals as members of society are enhanced. The expectation of moderate inflation, improvement of educational services and continued improvement of facilities, place challenges upon the budget to maintain control of appropriations within the limits of available resources.

The proposed budget is a prudent plan that balances the many needs of District 94's students within the economic realities of the community. The members of the Board of Education have provided outstanding support for the educational services of the district and the budget reflects the commitment of the Board and the Community for quality educational programs.

Respectfully submitted,

Mr. John Langton,
Dr. Attila Weninger
Co-Interim Superintendents

Mr. Dan Oberg
Director of Business Services



Community High School District 94

Fiscal Year 2024 Budget Report

District Background, Mission, and Core Values

The Board of Education of Community High School District 94, DuPage County, Illinois, provides educational instruction to approximately 2,100 students residing in the communities of Carol Stream, West Chicago, Wheaton, Warrenville and Winfield. The District's operations are funded primarily through local property taxes and state revenues. The District operates under guidelines and restrictions set forth in the School Code of Illinois and various federal statutes.

West Chicago Community High School is a diverse, comprehensive high school located in the suburb of West Chicago. Seventy-six percent (76%) of the faculty members hold advanced degrees and several have received National Board Certification, authored textbooks, presented at national conferences, and have been recognized for their excellence by their respective organizations.

Students of West Chicago Community High School enjoy the opportunity to create rigorous, preparatory course schedules by choosing from over 200 courses. These courses include over 30 that are college credit bearing due to their challenging curriculum. In addition to participating in the academics, West Chicago Community High School boasts over 60 clubs and athletics programs for students to participate in. Students can choose to compete athletically in a conference that provides numerous competitive experiences or tap into their creative side by participating in fine arts programs such as our award winning drama program or explore other interests by participating in any one of the 35 student clubs.

West Chicago Community High School has also been recognized for the following awards: College Board AP Honor Roll, Personal Finance State Champions, Civic Mission Whole School Model, National Democracy School, and Skills U.S.A. Champions. All of these aspects together create a dynamic and nurturing school environment at West Chicago Community High School through which students can become lifelong learners and responsible members of society.



Community High School District 94 Fiscal Year 2024 Budget Report

Mission Statement

Community High School District 94 strives to promote and provide growth experiences in LEARNING, LEADERSHIP and LIVING.

Core Values

Community High School District 94 expands on the above mission statement with our core values.

Learning

- Challenge Through Programs
- Hold High Expectations
- Structure Student Options

Leadership

- Contribute to the Common Good of School & Community
- Help Students Participate
- Seek Self-Discipline

Living

- Cultivate Diversity
- Honor Others
- Stress Responsible Student Choices





Community High School District 94

Fiscal Year 2024 Budget Report

Budget Timeline

- January - April
 - Administration works with principals and administrators to build a preliminary budget, which is then, when appropriate, discussed with the Board for input and comments.
- April-August
 - Business Office compiling and reviewing information to prepare the budget.
- August 15, 2023 Board Meeting
 - Tentative Budget – Board authorizes Administration to display the Tentative Budget for public viewing for a minimum of 30 days before a Public Hearing on the Budget and before acting on its final adoption (budget is subject to changes through this period). Board also authorizes the Administration to publish the Tentative Budget in a local newspaper.
- August 16, 2023
 - Tentative Budget is published in the local newspaper and the Tentative Budget is displayed for public viewing.
- September 5, 2023 Committee of the Whole
 - Review tentative budget
- September 19, 2023 Board Meeting
 - The School Budget Cover Form and the Certification are signed by the Board Members, the Board of Education Secretary and the Treasurer. The Public Hearing on Tentative Budget is presented at the Regular Board Meeting. Final Budget is adopted during the Regular Board Meeting.
- September
 - Adopted Budget is sent to the State of Illinois Board of Education electronically and mailed to the DuPage County Regional Superintendent of Schools and the County Clerk within 30 days of adoption.
 - Adopted Budget is placed on the School District's official website.



Community High School District 94 Fiscal Year 2024 Budget Report

Community High School District 94 Board of Education



Bob Brown
Board President
Term Expires: 2027



Lynn Casey-Maher
Vice President
Term Expires: 2027



Rich Nagel
Secretary
Term Expires: 2025



Katherine Doremus
Board Member
Term Expires: 2025



Penny Munoz
Board Member
Term Expires: 2027



Gary Saake
Board Member
Term Expires: 2025



Jovany Zuniga
Board Member
Term Expires: 2025

Schedules and Minutes of Board of Education meetings are available at www.d94.org.
The Public is welcome to attend.



Community High School District 94 Fiscal Year 2024 Budget Report

Administration Staff Fiscal Year 2023-2024



Mr. John Langton and Dr. Attila Weninger,
Co-Interim Superintendents

Dan Oberg, Director of Business Services

Julie Swartzloff, Director of Human Resources

Dr. Will Dwyer, Principal

Dave Pater, Assistant Principal - Administrative Services

Mary Howard, Assistant Principal - Teaching and Learning

Nick Parry, Athletic Director

Kelly Brittan, Director of Specialized Services

Veronica Jimenez Winton, Director of Bilingual Services/Dean's Office

Len Egan, Director of Student Services



Community High School District 94

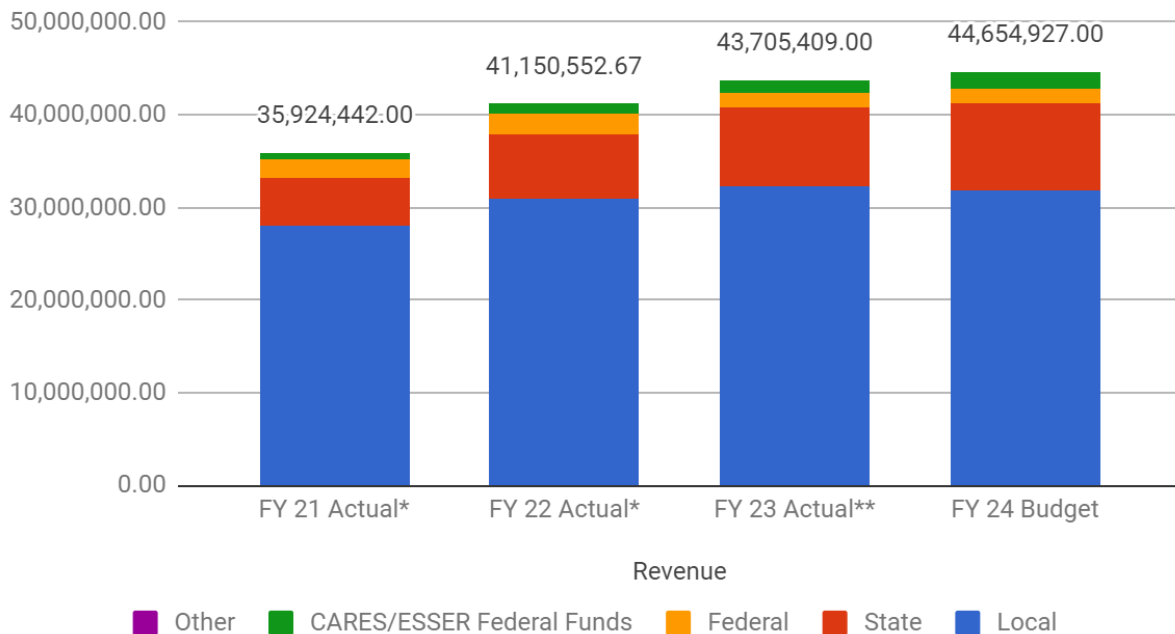
Fiscal Year 2024 Budget Report

Financial Component

Revenue

Revenue resources are mainly comprised of Property Taxes, State, and Federal funding grants.

Operating Funds Revenue

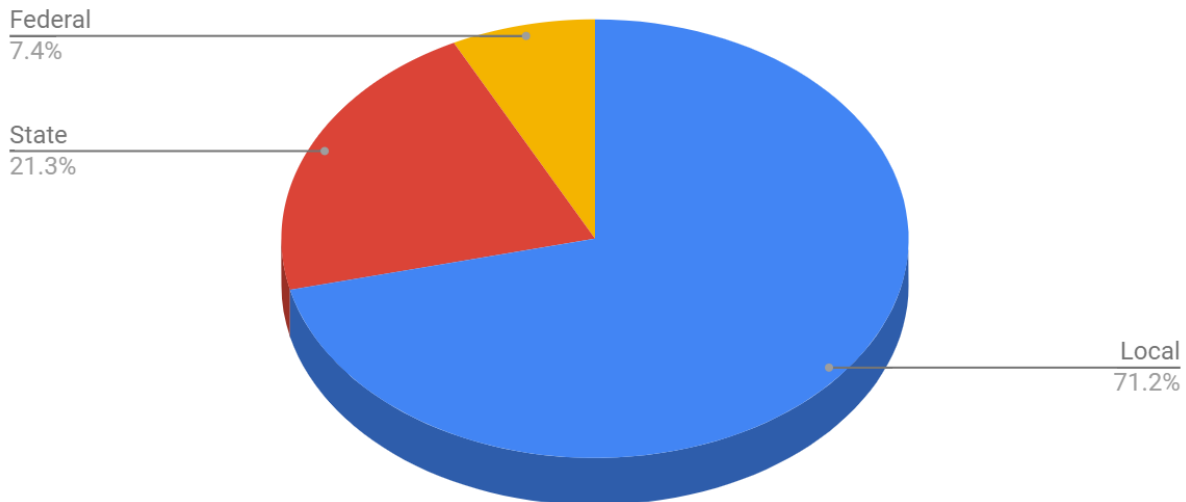




Community High School District 94

Fiscal Year 2024 Budget Report

FY24 Budget Operating Revenue



Local Revenue Sources

Property Tax Rates and Collections

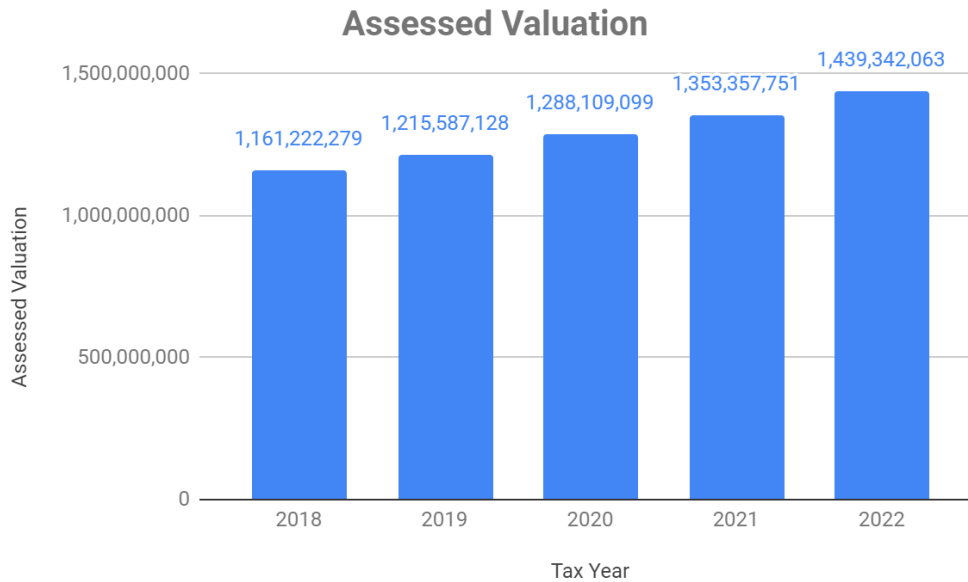
The primary source of revenue for Community High School District 94 is the local property tax. It represents approximately 65% of the budgeted revenue. Illinois' real property values are determined annually on a calendar basis. Property assessments for 2023 are payable in June and September of 2024. The growth in local property taxes is limited to the rate of the December Consumer Price Index (CPI) or as a capped tax district, 5%. In December 2021 the CPI rate was 7%. In addition to the revenue growth from CPI, the District also receives revenue from new construction and/or tax increment financing (TIF) districts that have terminated. New Construction, along with TIF districts, were \$26,128,970 or 1.8% of the total Equalized Assessed Value (EAV) of \$1,439,342,063. The FY24 budget year covers tax revenues received for the levy years of 2022 and 2023. District 94 is located in DuPage County, Illinois, where property taxes are payable in June and September, thus crossing fiscal years. Therefore, the FY24 tax revenue are estimates of what is left to be received from the 2022 levy and estimating the amount to be collected in June for the entire 2023 levy.



Community High School District 94

Fiscal Year 2024 Budget Report

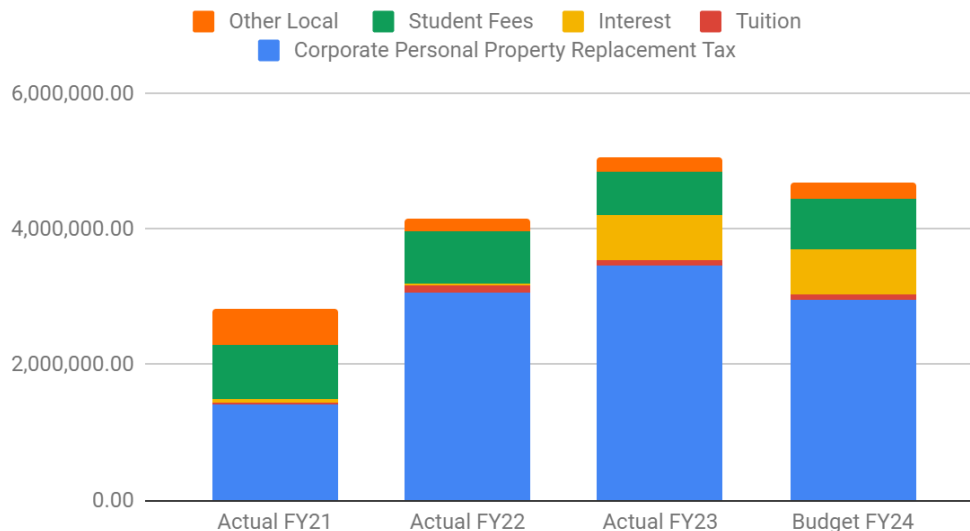
Equalized Assessed Valuation



Other Local Revenue

Revenue from other local sources represent 9.4% of the total revenues, they are student fees, tuition based programs, athletic fees, earnings of investments and miscellaneous revenues.

Other Local Revenue





Community High School District 94

Fiscal Year 2024 Budget Report

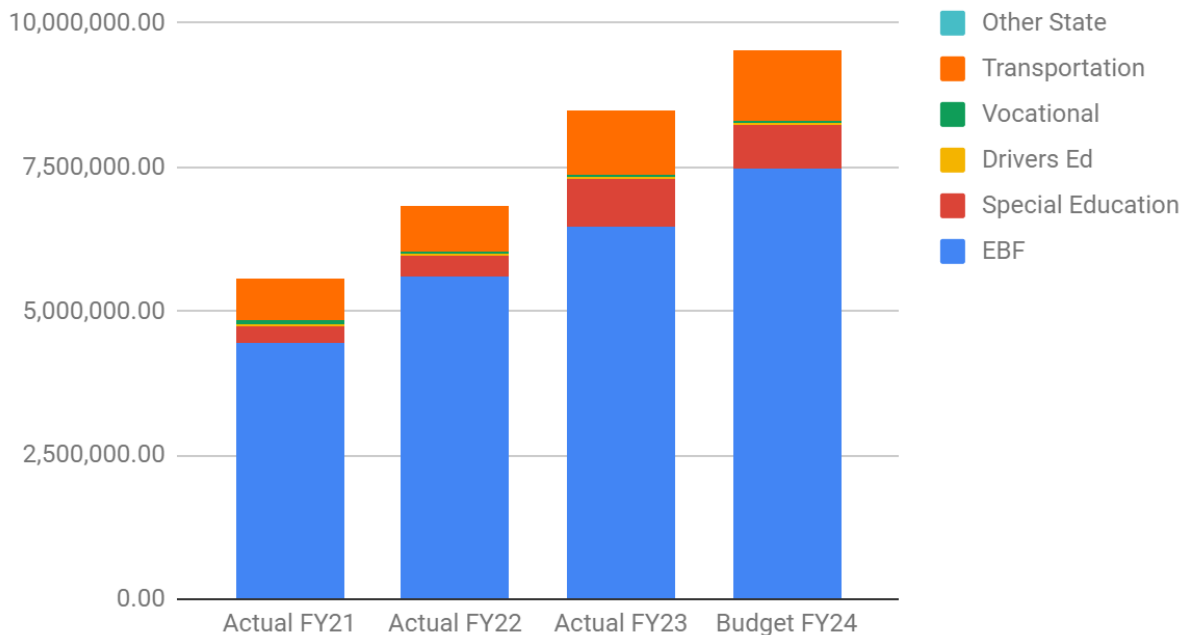
State Revenue Sources

Revenue from state sources represents 21.1% of the budgeted revenue, which is comprised of two separate funding sources:

Unrestricted Aid: - Evidence Based Funding (EBF), is distributed to school districts throughout the state and is dependent on the local resources of the District. The State Contribution to EBF is comprised of *Base Funding Minimum + Tier Funding = Evidenced Based Funding*. Tier Funding will vary depending on a district's final percentage of adequacy. Once the funds are available for Tier Distribution, the percent of funding for each Tier is calculated. District 94 expects to receive funding at the Tier 1 level for EBF, with an estimated increase of 15% percent of new EBF funding.

Restricted Aid: - Categorical funding is designed to support mandated programs targeted towards specific groups. It is distributed to school districts throughout the state through categorical grants. The District's categorical grant budget is made of Special Education, Transportation, Drivers Education and Vocational grants.

State Revenue





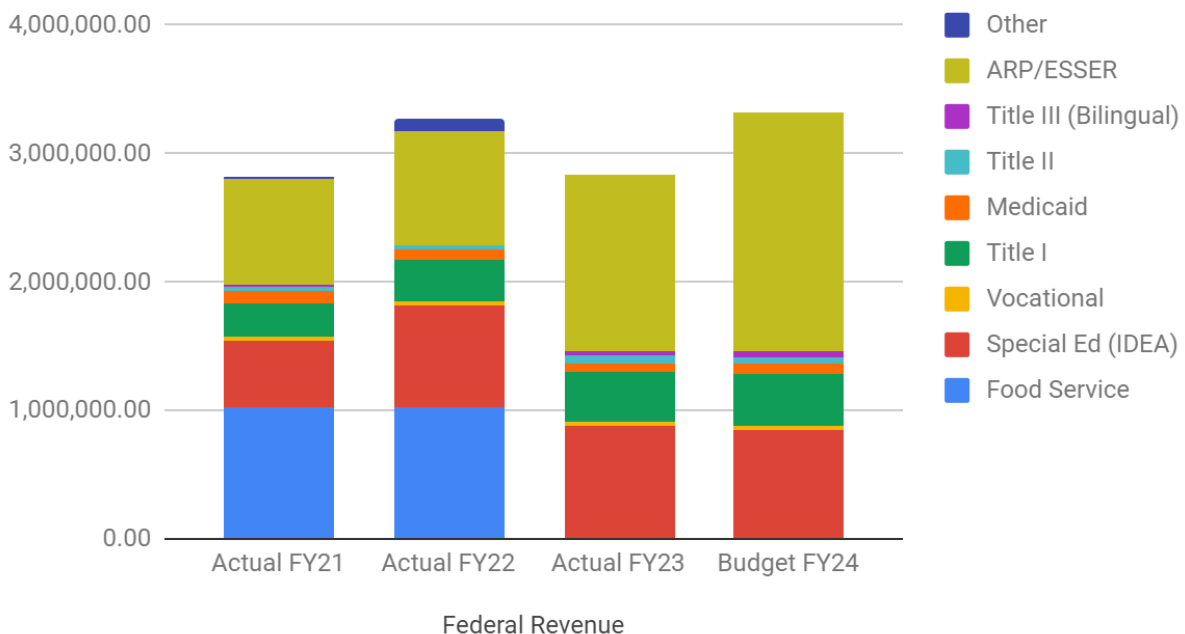
Community High School District 94

Fiscal Year 2024 Budget Report

Federal Revenue Sources

Revenue from federal sources represents 7.4% of the budgeted revenue. Normally the revenue from federal sources only represents about 5% of the budgeted revenue, but allocations for the American Rescue Plan(ARP) and the Elementary and Secondary School Emergency Relief (ESSER) Fund have increased this percentage dramatically. The ARP and ESSER are funds to mitigate learning loss and to mitigate the spread of COVID19 and will be received once an expenditure claim is approved. The District receives this revenue in the form of categorical grants and other aid administered by the Federal government. These include aid for low-income students, reimbursements to the District for lunch and breakfast programs, for students that are covered under Medicaid funding, IDEA for special education funding, Vocational and Bilingual Grants.

Federal Revenue



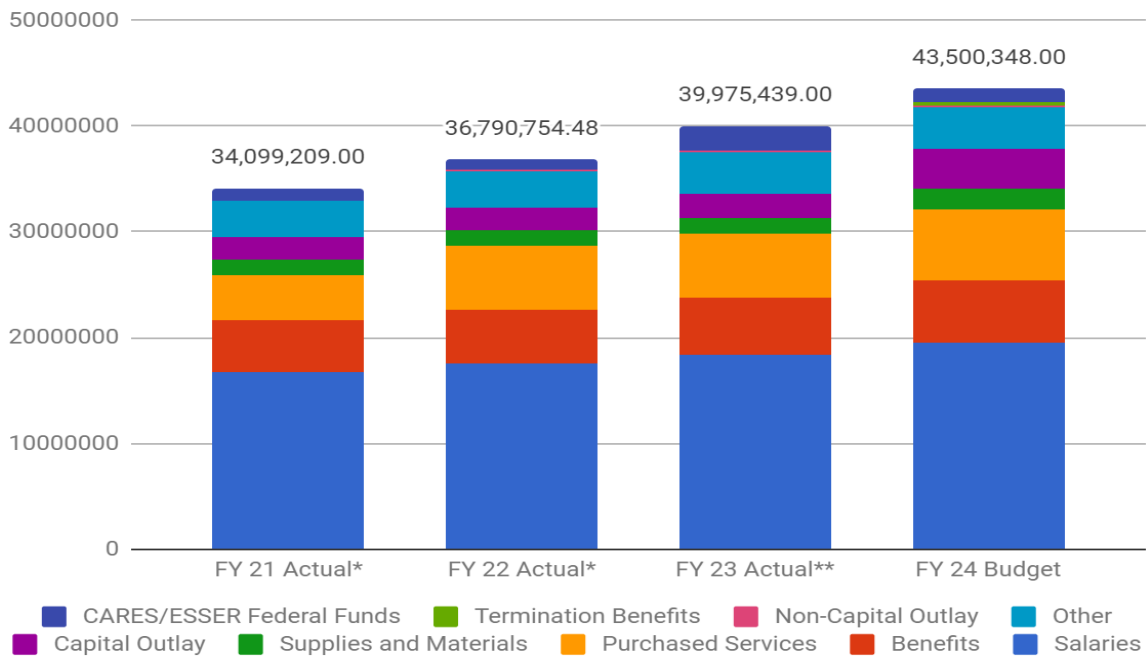


Community High School District 94 Fiscal Year 2024 Budget Report



Expenditures

Operating Funds Expenditures

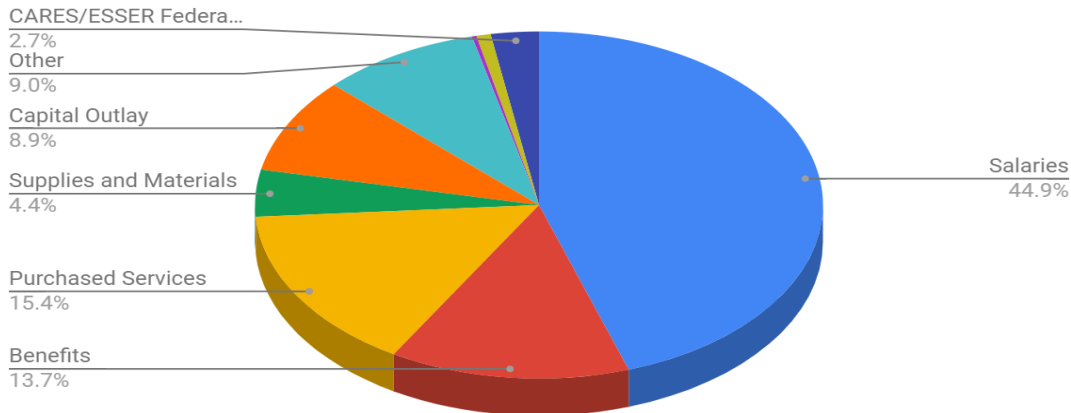




Community High School District 94

Fiscal Year 2024 Budget Report

FY24 Budget Operating Expenditures



Expenditure amounts are based on various assumptions as follows:

Salaries - Per a newly ratified collective bargaining agreement and an extension of a contract, teachers are scheduled to receive on average a 3.5% increase and support professionals will be receiving an overall increase of 5%.

Benefits - The district continues to be a member of a health insurance cooperative program. Due in part to work of the District's wellness program, the increase in health insurance costs are less than the average across the country, but are still sizable at 8.5%.

Purchased Services, Supplies & Materials - These budgets have been built based on needs identified by each department.

Capital Expenditures - The District will be renovating bathrooms, repairing parking lots, replacing roofs and replacement of cafeteria furniture and fitness equipment, among other projects.

CARES/ESSER/ARP Expenditures - To offset learning loss and to mitigate the spreading of COVID19, the federal government allocated a significant amount to the District. Expenditures will need to be claimed before the District will be reimbursed.

Total Expenditure funds are expected to increase by approximately \$3.5 million or 8.8%. There are multiple reasons for the increase, which include the rise in tuition costs, salaries and health insurance costs.



Community High School District 94

Fiscal Year 2024 Budget Report

Budget Outlook

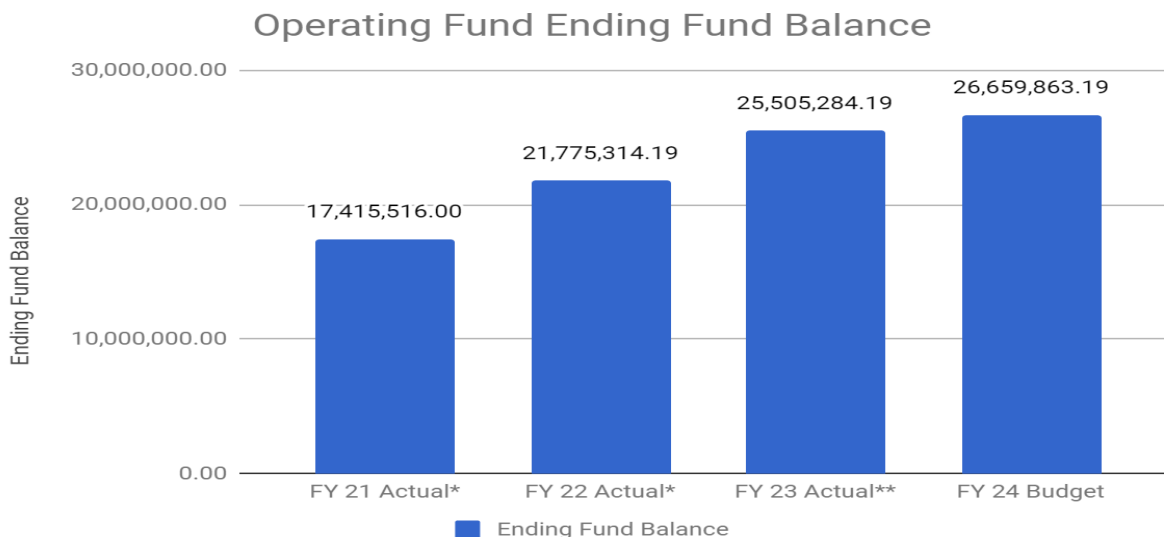
The below table is a summary of Operating Fund Revenues & Expenditures with Fund Balance estimates. The District considers a budget balanced when revenues exceed expenditures.

	FY21 Actual*	FY22 Actual*	FY23 Actual**	FY24 Budget
Beginning Fund Balance	17,590,283	17,415,516	21,775,314	25,505,284
Revenue	35,924,442	41,150,553	43,705,409	44,654,927
Expenditures	34,099,209	36,790,754	39,975,439	43,500,348
Transfers(Out)	(2,000,000)			
Surplus (Deficit)	(174,767)	4,359,798	3,729,970	1,154,579
Ending Fund Balance	17,415,516	21,775,314	25,505,284	26,659,863

*Audited, **Unaudited

Change in Fund Balance

The District's total operating fund balance is expected to increase by an anticipated \$1,154,579 in FY24.





Community High School District 94 Fiscal Year 2024 Budget Report





Community High School District 94

Fiscal Year 2024 Budget Report

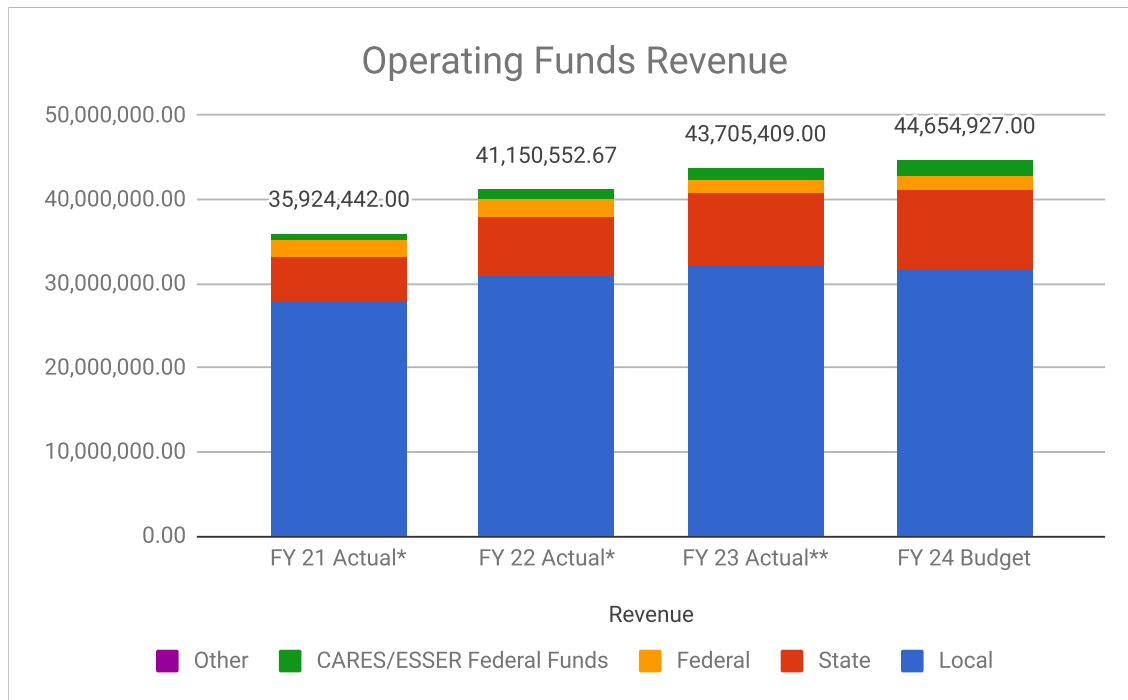
SECTION II

Financial Section

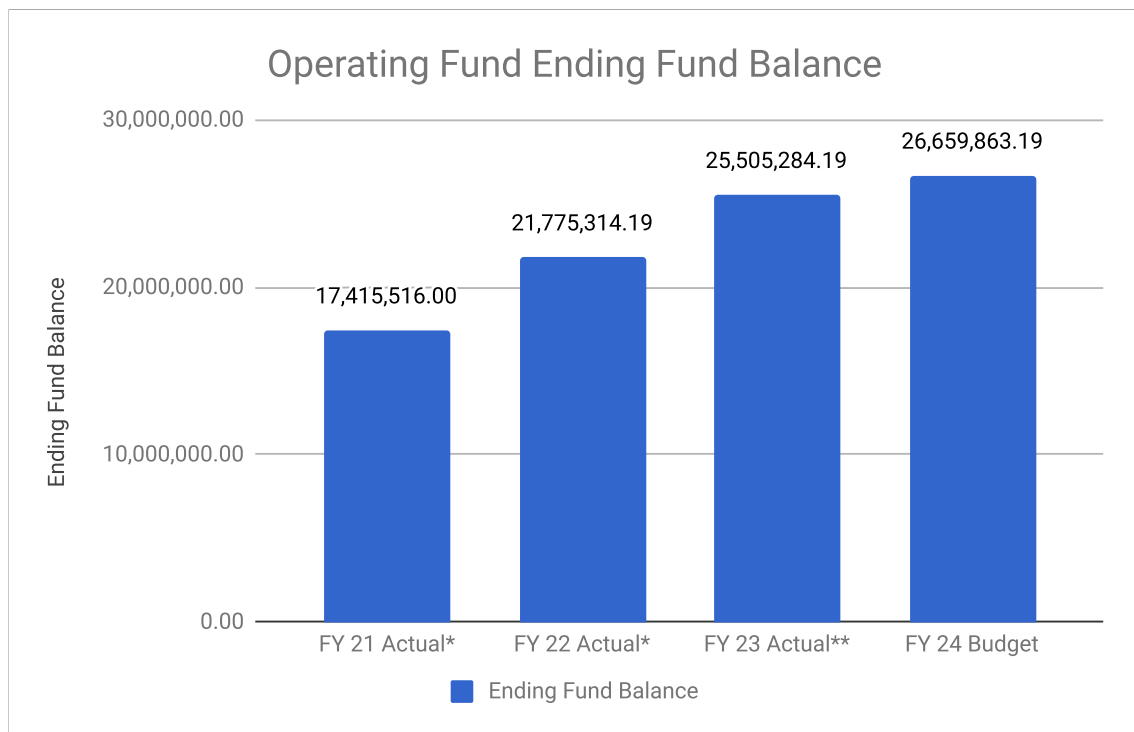
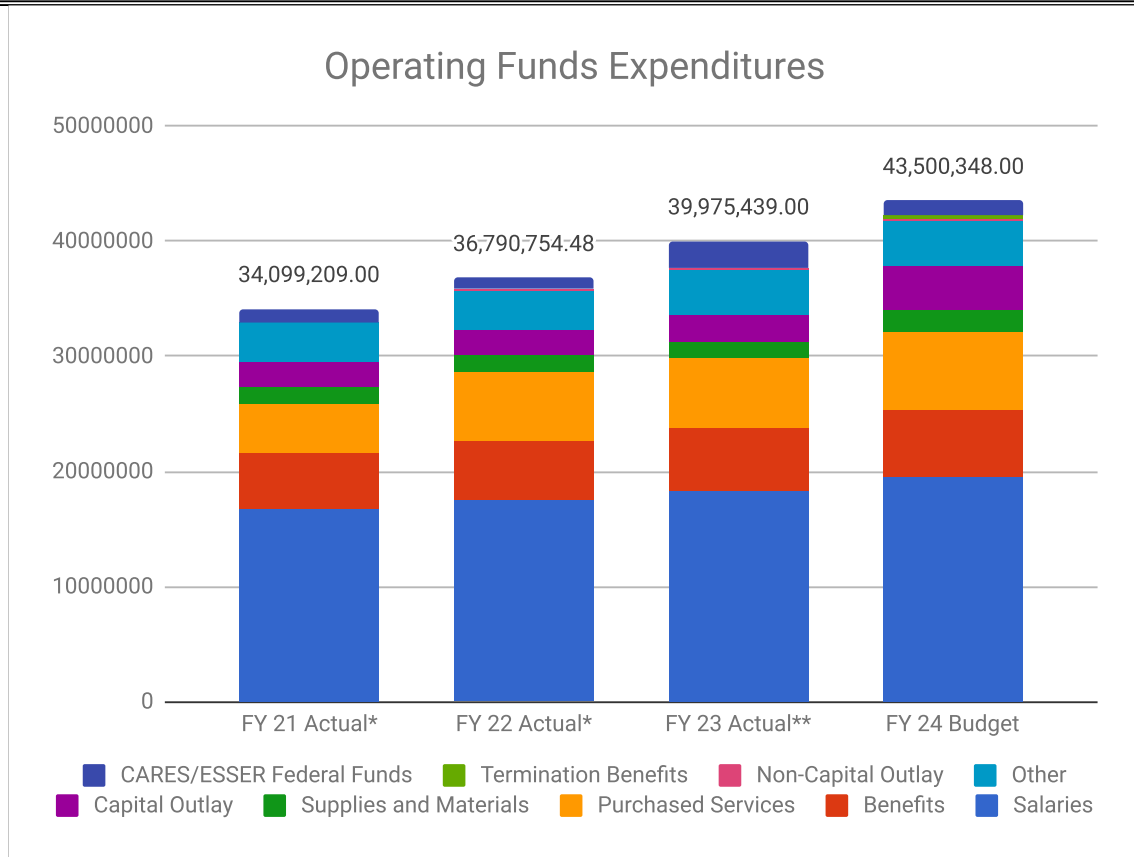
Community High School District 94
Fiscal Year 2024 Tentative Budget
Operating Funds Summary (10, 20, 40, 50/51, 80)

Revenue	FY 21 Actual*	FY 22 Actual*	FY 23 Actual**	FY 24 Budget
Local	28,019,655.00	31,048,940.81	32,358,010.00	31,804,779.00
State	5,079,713.00	6,830,077.86	8,496,502.00	9,520,778.00
Federal	2,008,804.00	2,296,087.00	1,450,991.00	1,466,757.00
CARES/ESSER Federal Funds	816,034.00	973,405.00	1,391,073.00	1,853,613.00
Other	236.00	2,042.00	8,833.00	9,000.00
	35,924,442.00	41,150,552.67	43,705,409.00	44,654,927.00
Expenses	FY 21 Actual*	FY 22 Actual*	FY 23 Actual**	FY 24 Budget
Salaries	16,755,278.00	17,490,580.00	18,324,148.00	19,524,675.00
Benefits	4,960,458.00	5,141,355.00	5,480,025.00	5,940,450.00
Purchased Services	4,238,472.00	5,979,825.48	6,005,761.00	6,689,490.00
Supplies and Materials	1,499,101.00	1,601,651.00	1,493,619.00	1,892,659.00
Capital Outlay	2,095,968.00	1,992,928.00	2,314,839.00	3,866,550.00
Other	3,347,581.00	3,559,786.00	3,962,799.00	3,934,770.00
Non-Capital Outlay	75,461.00	76,549.00	76,669.00	106,300.00
Termination Benefits	6,735.00	-	50,755.00	355,260.00
CARES/ESSER Federal Funds	1,120,155.00	948,080.00	2,266,824.00	1,190,194.00
	34,099,209.00	36,790,754.48	39,975,439.00	43,500,348.00
Beginning Fund Balance	FY 21 Actual*	FY 22 Actual*	FY 23 Actual**	FY 24 Budget
	17,590,283.00	17,415,516.00	21,775,314.19	25,505,284.19
Net plus FY21 Transfer	-174,767.00	4,359,798.19	3,729,970.00	1,154,579.00
Ending Fund Balance	17,415,516.00	21,775,314.19	25,505,284.19	26,659,863.19

*Audited. **Unaudited



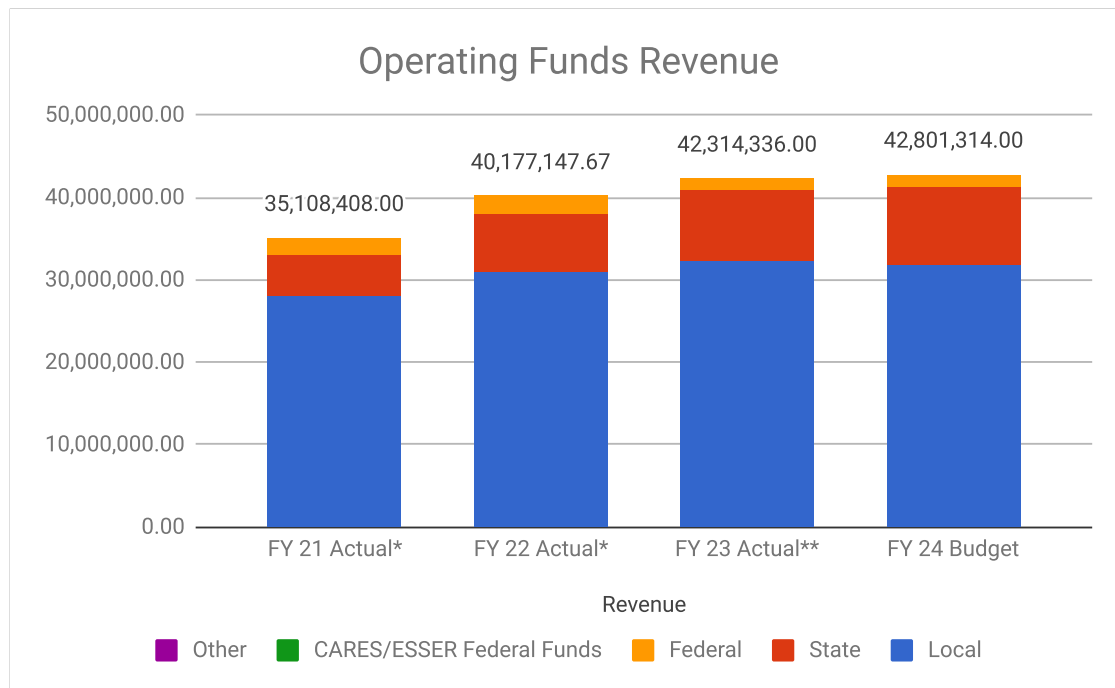
Community High School District 94
Fiscal Year 2024 Tentative Budget
Operating Funds Summary (10, 20, 40, 50/51, 80)



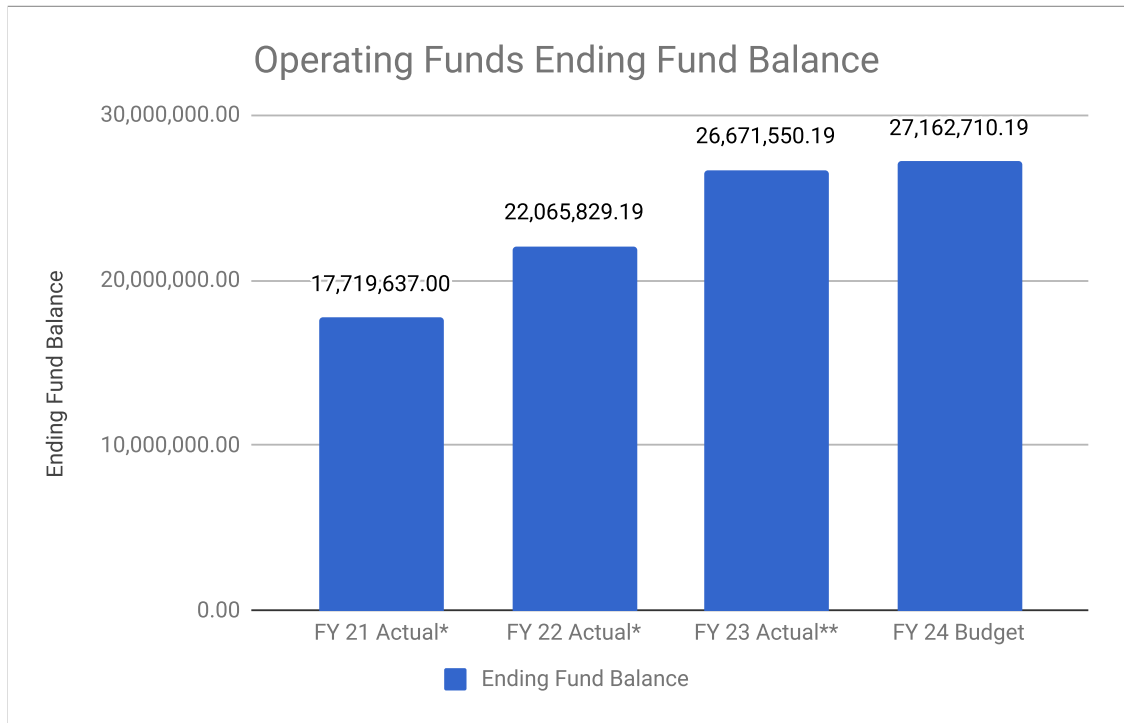
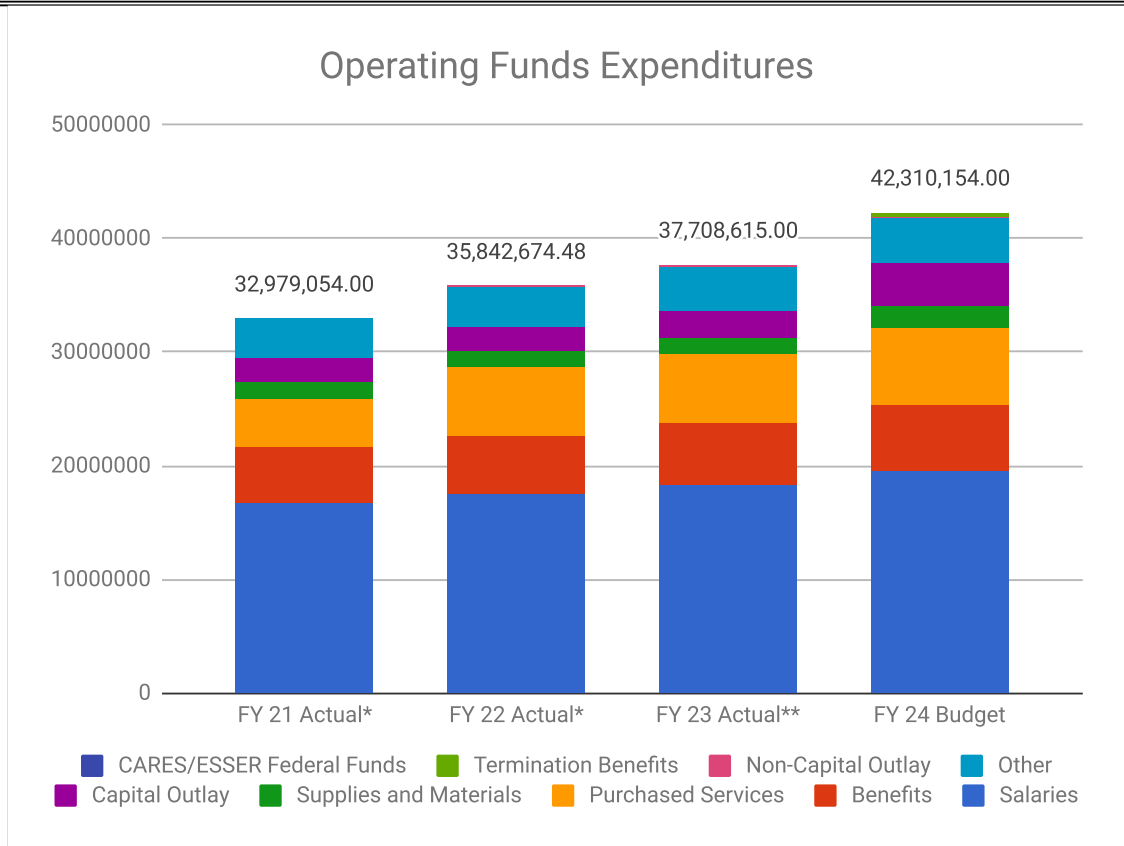
Community High School District 94
Fiscal Year 2024 Tentative Budget - Does not include CARES/ESSER Funds
Operating Funds Summary (10, 20, 40, 50/51, 80)

Revenue	FY 21 Actual*	FY 22 Actual*	FY 23 Actual**	FY 24 Budget
Local	28,019,655.00	31,048,940.81	32,358,010.00	31,804,779.00
State	5,079,713.00	6,830,077.86	8,496,502.00	9,520,778.00
Federal	2,008,804.00	2,296,087.00	1,450,991.00	1,466,757.00
CARES/ESSER Federal Funds	0.00	0.00	0.00	0.00
Other	236.00	2,042.00	8,833.00	9,000.00
	35,108,408.00	40,177,147.67	42,314,336.00	42,801,314.00
Expenses	FY 21 Actual*	FY 22 Actual*	FY 23 Actual**	FY 24 Budget
Salaries	16,755,278.00	17,490,580.00	18,324,148.00	19,524,675.00
Benefits	4,960,458.00	5,141,355.00	5,480,025.00	5,940,450.00
Purchased Services	4,238,472.00	5,979,825.48	6,005,761.00	6,689,490.00
Supplies and Materials	1,499,101.00	1,601,651.00	1,493,619.00	1,892,659.00
Capital Outlay	2,095,968.00	1,992,928.00	2,314,839.00	3,866,550.00
Other	3,347,581.00	3,559,786.00	3,962,799.00	3,934,770.00
Non-Capital Outlay	75,461.00	76,549.00	76,669.00	106,300.00
Termination Benefits	6,735.00	-	50,755.00	355,260.00
CARES/ESSER Federal Funds	0.00	0.00	0.00	0.00
	32,979,054.00	35,842,674.48	37,708,615.00	42,310,154.00
Beginning Fund Balance	FY 21 Actual*	FY 22 Actual*	FY 23 Actual**	FY 24 Budget
	17,590,283.00	17,731,356.00	22,065,829.19	26,671,550.19
Net plus FY21 Transfer				
	129,354.00	4,334,473.19	4,605,721.00	491,160.00
Ending Fund Balance				
	17,719,637.00	22,065,829.19	26,671,550.19	27,162,710.19

*Audited. **Unaudited



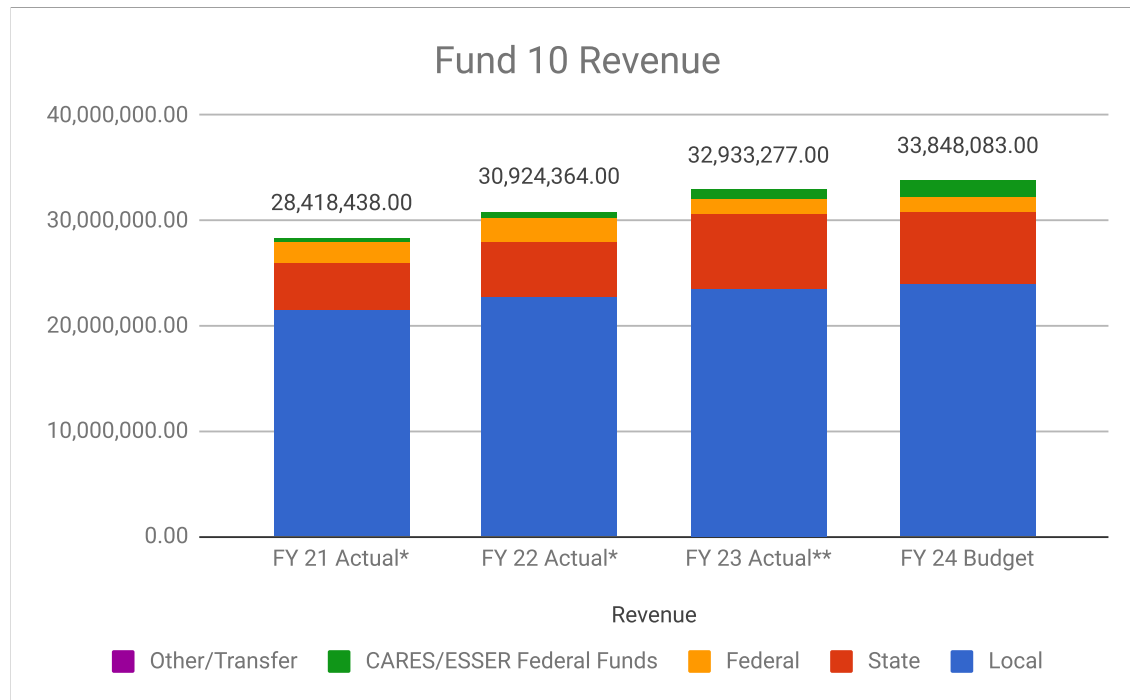
Community High School District 94
Fiscal Year 2024 Tentative Budget - Does not include CARES/ESSER Funds
Operating Funds Summary (10, 20, 40, 50/51, 80)



Community High School District 94
Fiscal Year 2024 Tentative Budget
Education Fund (Fund 10)

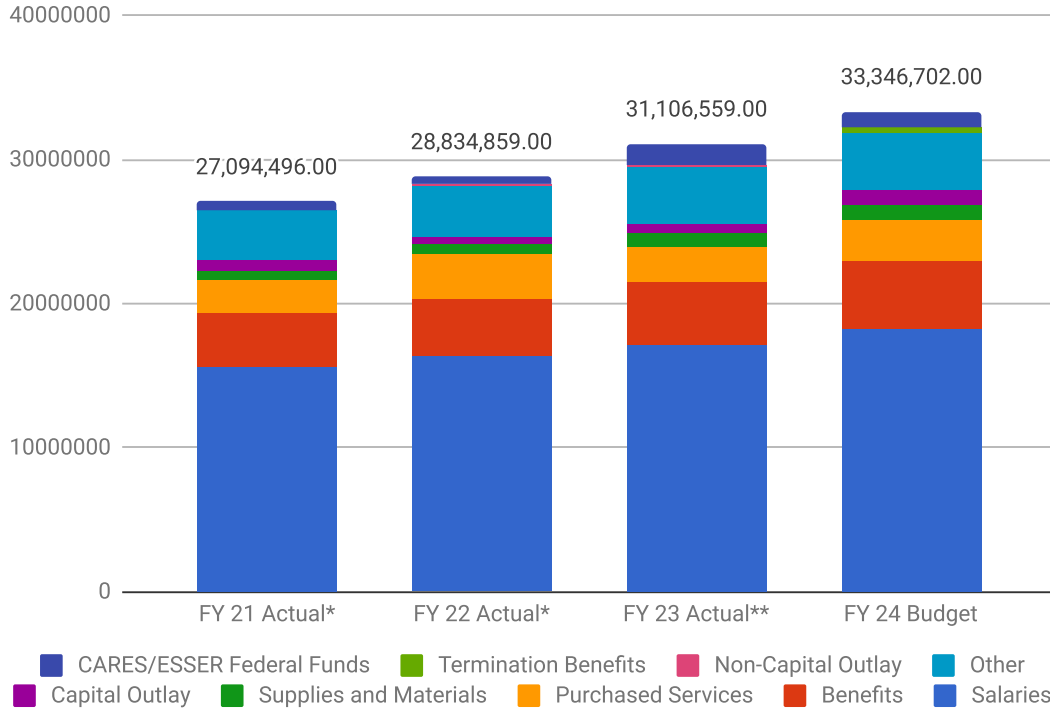
Revenue	FY 21 Actual*	FY 22 Actual*	FY 23 Actual**	FY 24 Budget
Local	21,600,303.00	22,812,093.00	23,435,653.00	24,006,480.00
State	4,338,473.00	5,225,137.00	7,184,288.00	6,812,233.00
Federal	2,008,804.00	2,296,087.00	1,450,991.00	1,466,757.00
CARES/ESSER Federal Funds	470,622.00	589,005.00	853,512.00	1,553,613.00
Other/Transfer	236.00	2,042.00	8,833.00	9,000.00
	28,418,438.00	30,924,364.00	32,933,277.00	33,848,083.00
Expenses	FY 21 Actual*	FY 22 Actual*	FY 23 Actual**	FY 24 Budget
Salaries	15,575,683.00	16,335,870.00	17,156,122.00	18,234,398.00
Benefits	3,810,874.00	4,029,054.00	4,346,220.00	4,691,516.00
Purchased Services	2,301,882.00	3,066,868.00	2,553,984.00	2,965,055.00
Supplies and Materials	618,296.00	741,952.00	792,282.00	1,037,659.00
Capital Outlay	767,115.00	493,359.00	679,445.00	961,550.00
Other	3,347,581.00	3,559,786.00	3,962,799.00	3,934,770.00
Non-Capital Outlay	59,431.00	72,329.00	68,652.00	86,300.00
Termination Benefits	6,735.00	-	50,755.00	345,260.00
CARES/ESSER Federal Funds	606,899.00	535,641.00	1,496,300.00	1,090,194.00
	27,094,496.00	28,834,859.00	31,106,559.00	33,346,702.00
Beginning Fund Balance	FY 21 Actual*	FY 22 Actual*	FY 23 Actual**	FY 24 Budget
Net	12,554,606.00	13,878,548.00	15,968,053.00	17,794,771.00
	1,323,942.00	2,089,505.00	1,826,718.00	501,381.00
Ending Fund Balance	13,878,548.00	15,968,053.00	17,794,771.00	18,296,152.00

*Audited. **Unaudited

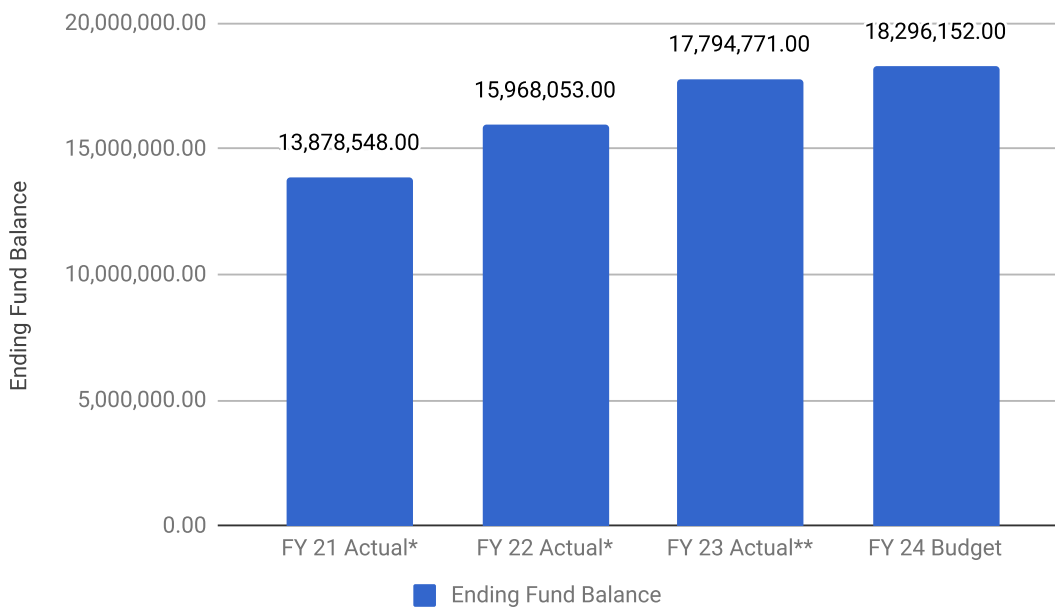


Community High School District 94
Fiscal Year 2024 Tentative Budget
Education Fund (Fund 10)

Fund 10 Expenditures



Fund 10 Ending Fund Balance

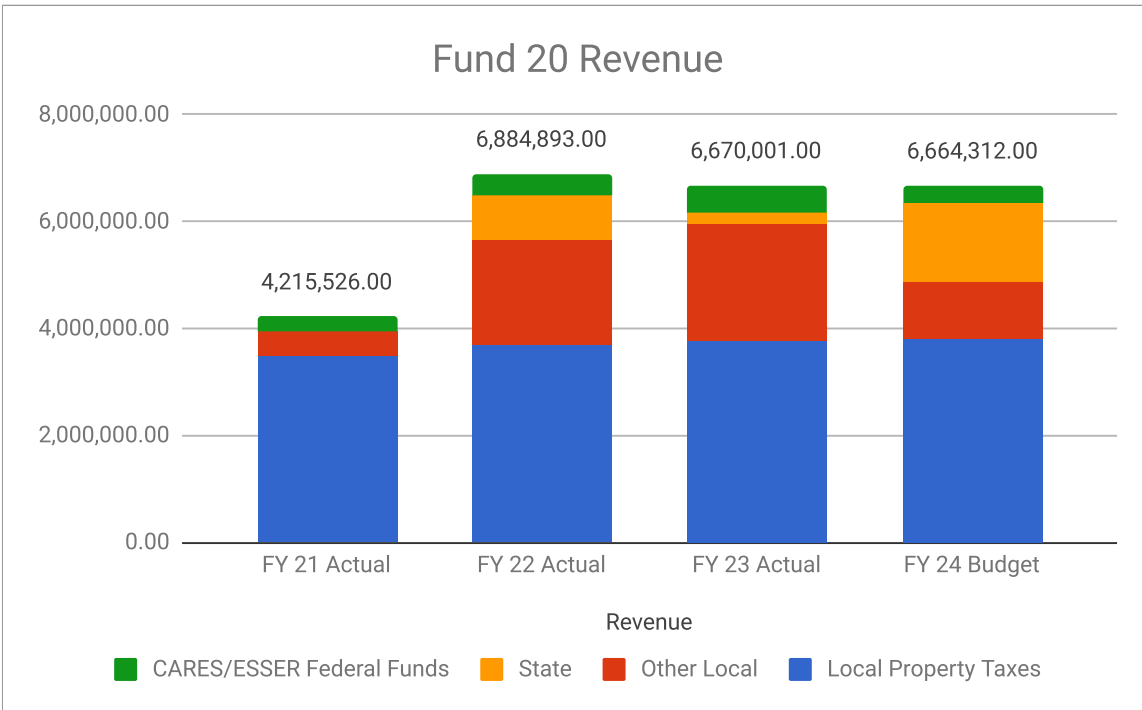


Community High School District 94
Fiscal Year 2024 Tentative Budget
Operations and Maintenance Fund (Fund 20)

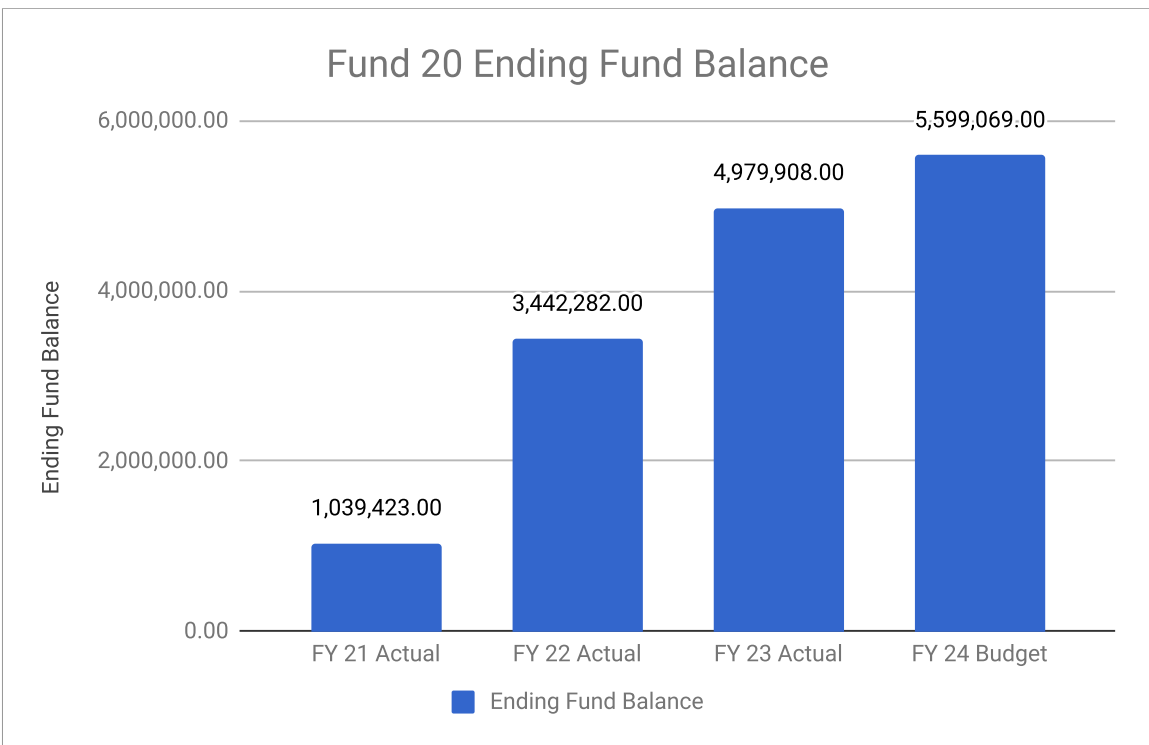
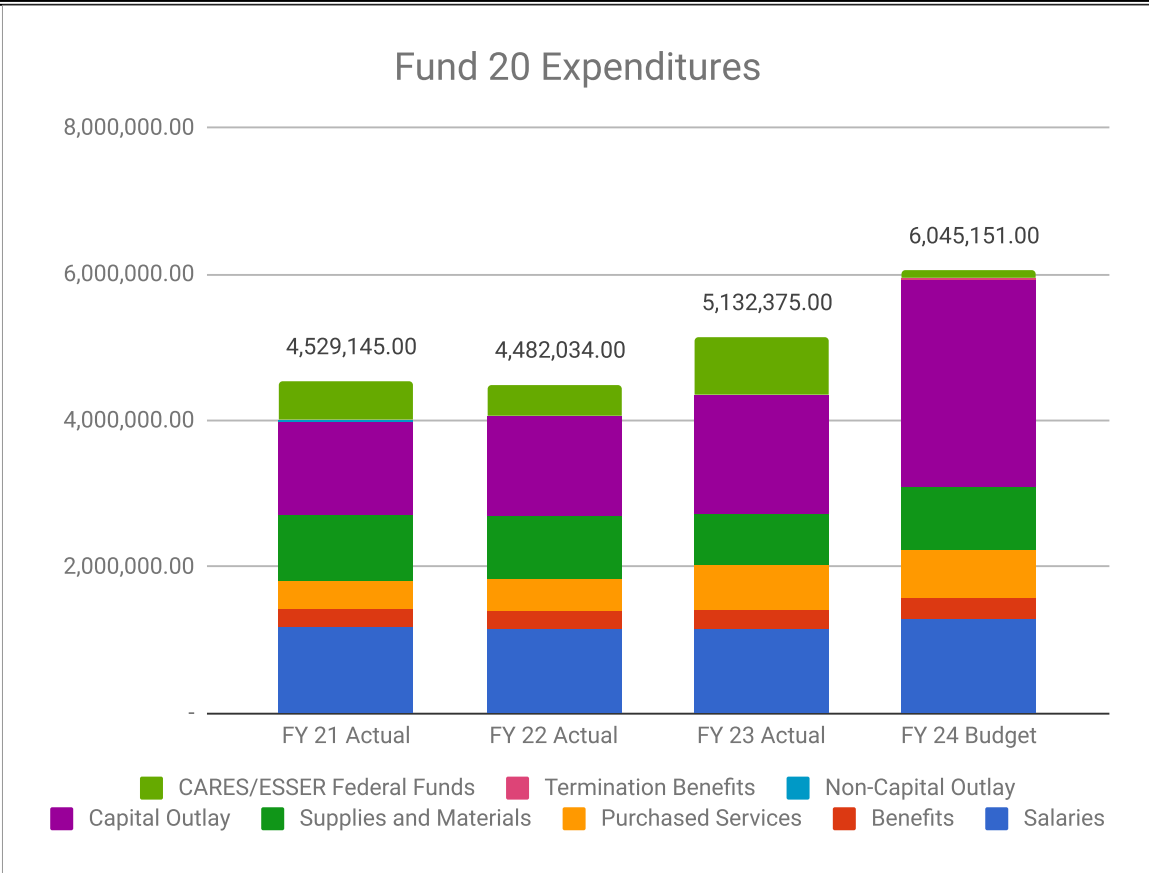
Revenue	FY 21 Actual	FY 22 Actual	FY 23 Actual	FY 24 Budget
Local Property Taxes	3,490,155.00	3,710,099.00	3,752,833.00	3,793,447.00
Other Local	443,451.00	1,972,310.00	2,199,542.00	1,070,865.00
State	0.00	818,084.00	200,000.00	1,500,000.00
CARES/ESSER Federal Funds	281,920.00	384,400.00	517,626.00	300,000.00
	4,215,526.00	6,884,893.00	6,670,001.00	6,664,312.00

Expenses	FY 21 Actual	FY 22 Actual	FY 23 Actual	FY 24 Budget
Salaries	1,179,595.00	1,154,710.00	1,168,026.00	1,290,277.00
Benefits	249,465.00	248,827.00	250,956.00	298,514.00
Purchased Services	385,218.00	441,120.00	598,121.00	646,360.00
Supplies and Materials	880,805.00	859,699.00	701,337.00	855,000.00
Capital Outlay	1,304,776.00	1,361,019.00	1,635,394.00	2,825,000.00
Non-Capital Outlay	16,030.00	4,220.00	8,017.00	20,000.00
Termination Benefits				10,000.00
CARES/ESSER Federal Funds	513,256.00	412,439.00	770,524.00	100,000.00
	4,529,145.00	4,482,034.00	5,132,375.00	6,045,151.00

	FY 21 Actual	FY 22 Actual	FY 23 Actual	FY 24 Budget
Beginning Fund Balance	3,353,042.00	1,039,423.00	3,442,282.00	4,979,908.00
Net plus FY21 Transfer	-2,313,619.00	2,402,859.00	1,537,626.00	619,161.00
Ending Fund Balance	1,039,423.00	3,442,282.00	4,979,908.00	5,599,069.00

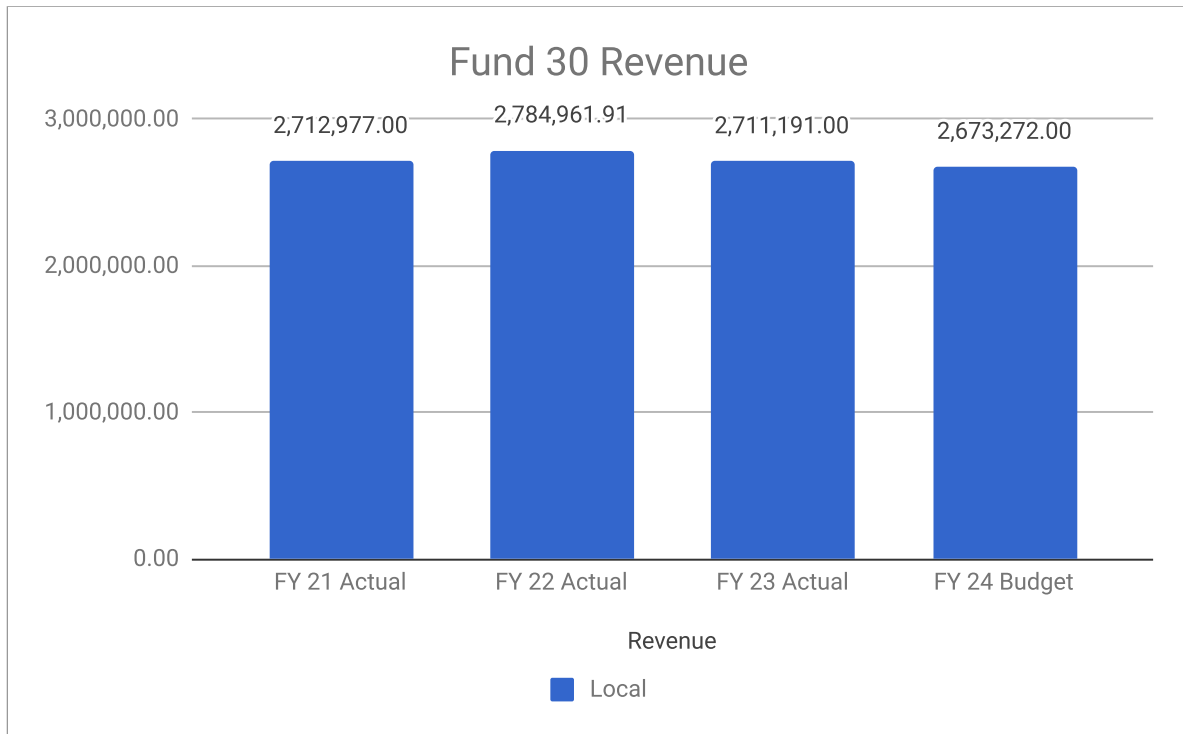


**Community High School District 94
Fiscal Year 2024 Tentative Budget
Operations and Maintenance Fund (Fund 20)**

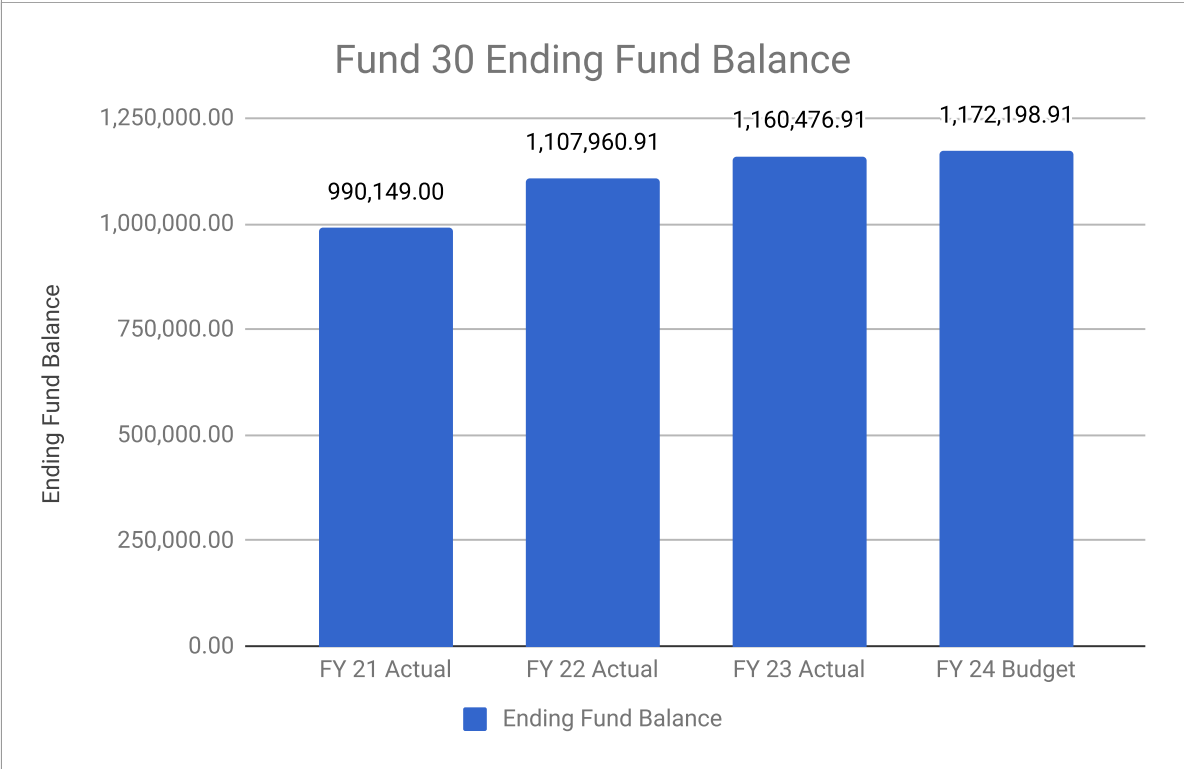
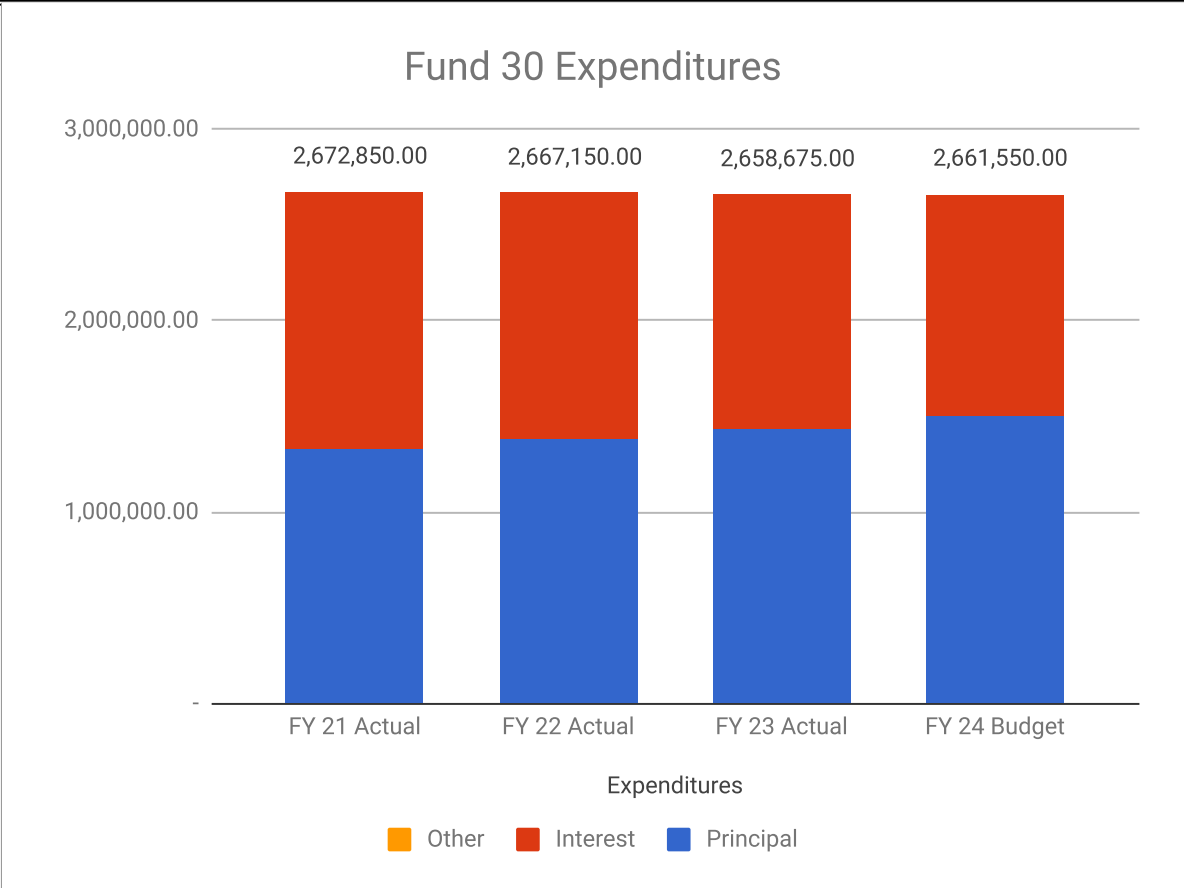


**Community High School District 94
Fiscal Year 2024 Tentative Budget
Debt Service Fund (Fund 30)**

Revenue		FY 21 Actual	FY 22 Actual	FY 23 Actual	FY 24 Budget
Local		2,712,977.00	2,784,961.91	2,711,191.00	2,673,272.00
		2,712,977.00	2,784,961.91	2,711,191.00	2,673,272.00
Expenses		FY 21 Actual	FY 22 Actual	FY 23 Actual	FY 24 Budget
Principal		1,330,000.00	1,380,000.00	1,435,000.00	1,510,000.00
Interest		1,338,650.00	1,284,450.00	1,220,975.00	1,147,350.00
Other		4,200.00	2,700.00	2,700.00	4,200.00
		2,672,850.00	2,667,150.00	2,658,675.00	2,661,550.00
Beginning Fund Balance		FY 21 Actual	FY 22 Actual	FY 23 Actual	FY 24 Budget
Net		950,022.00	990,149.00	1,107,960.91	1,160,476.91
Ending Fund Balance		40,127.00	117,811.91	52,516.00	11,722.00
		990,149.00	1,107,960.91	1,160,476.91	1,172,198.91

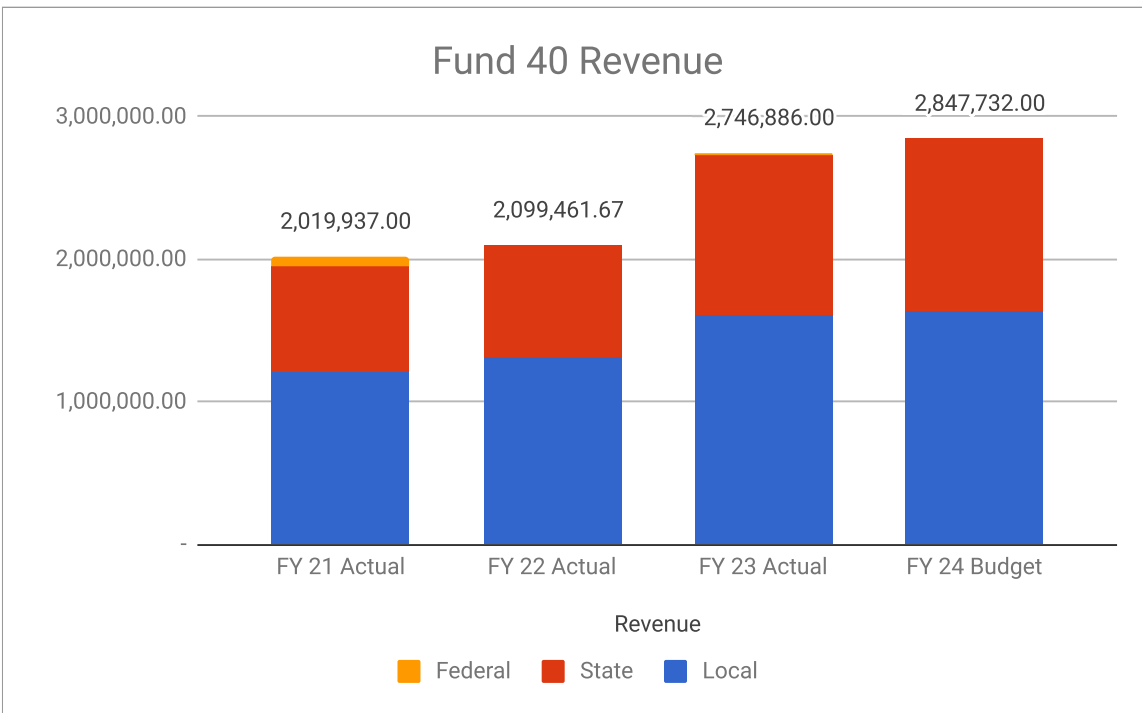


Community High School District 94
Fiscal Year 2024 Tentative Budget
Debt Service Fund

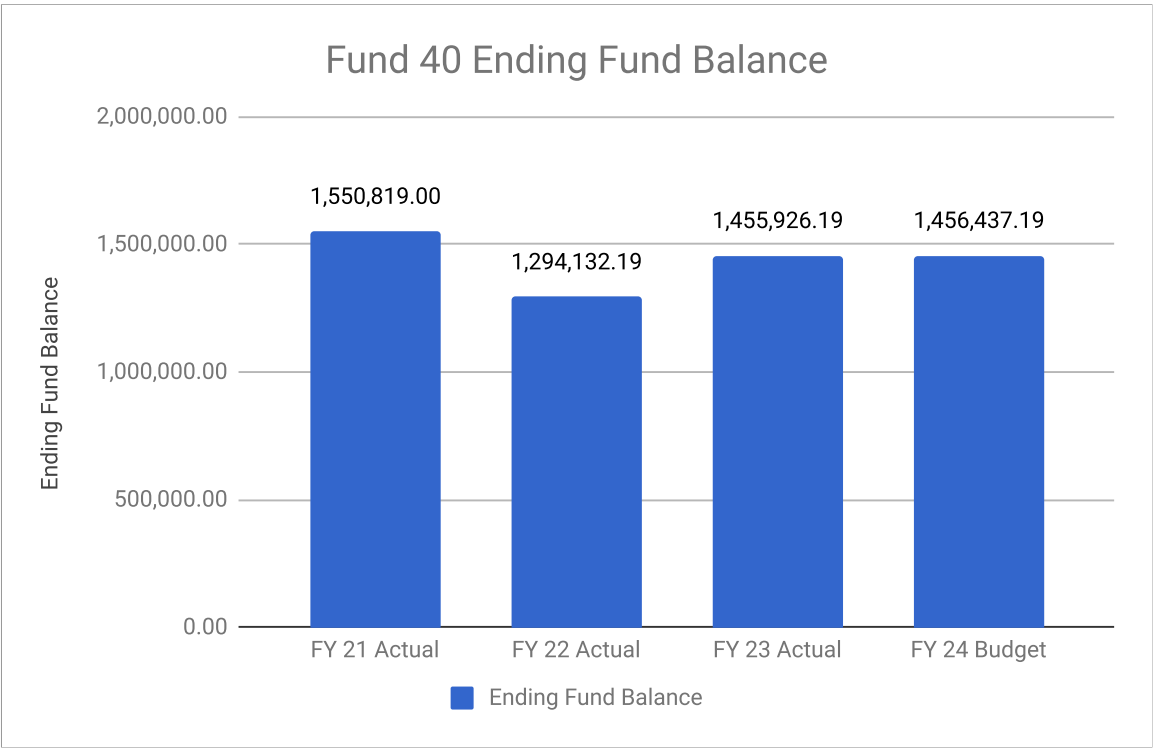
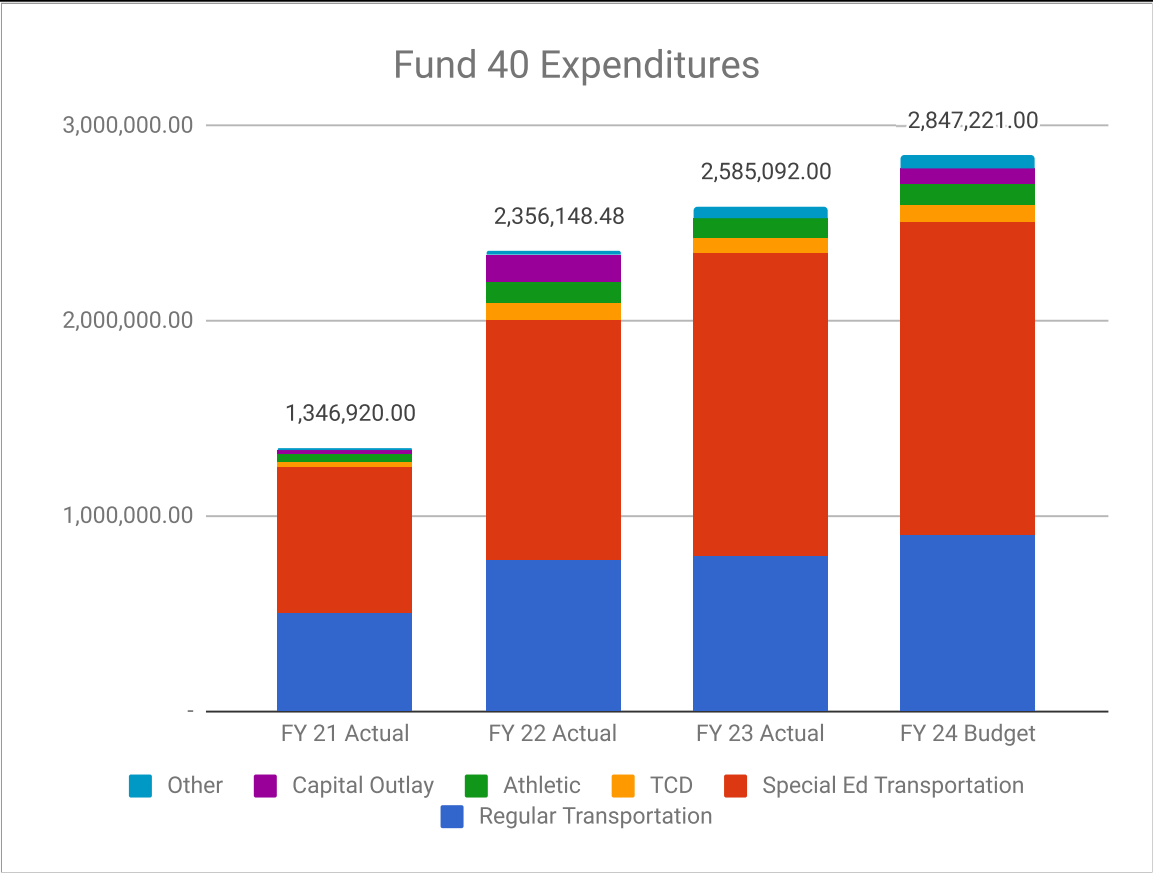


**Community High School District 94
Fiscal Year 2024 Tentative Budget
Transportation Fund (Fund 40)**

Revenue	FY 21 Actual	FY 22 Actual	FY 23 Actual	FY 24 Budget
Local	1,215,205.00	1,312,604.81	1,614,737.00	1,639,187.00
State	741,240.00	786,856.86	1,112,214.00	1,208,545.00
Federal	63,492.00	-	19,935.00	-
	2,019,937.00	2,099,461.67	2,746,886.00	2,847,732.00
Expenses	FY 21 Actual	FY 22 Actual	FY 23 Actual	FY 24 Budget
Regular Transportation	508,142.00	781,461.59	796,748.00	910,000.00
Special Ed Transportation	740,891.00	1,224,112.72	1,548,370.00	1,594,821.00
TCD	32,522.00	86,227.17	82,090.00	95,000.00
Athletic	34,754.00	106,478.00	97,469.00	100,000.00
Capital Outlay	24,077.00	138,550.00	-	80,000.00
Other	6,534.00	19,319.00	60,415.00	67,400.00
	1,346,920.00	2,356,148.48	2,585,092.00	2,847,221.00
Beginning Fund Balance	FY 21 Actual	FY 22 Actual	FY 23 Actual	FY 24 Budget
Net	877,802.00	1,550,819.00	1,294,132.19	1,455,926.19
	673,017.00	(256,686.81)	161,794.00	511.00
Ending Fund Balance	1,550,819.00	1,294,132.19	1,455,926.19	1,456,437.19

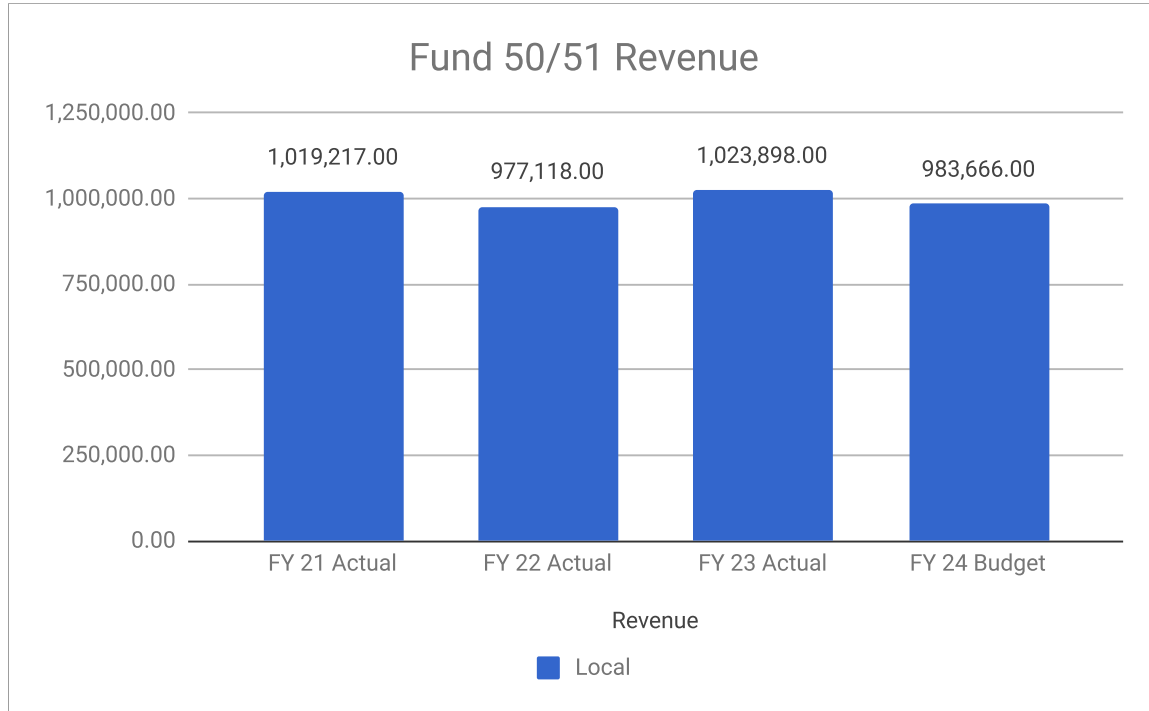


Community High School District 94
Fiscal Year 2024 Tentative Budget
Transportation Fund (Fund 40)

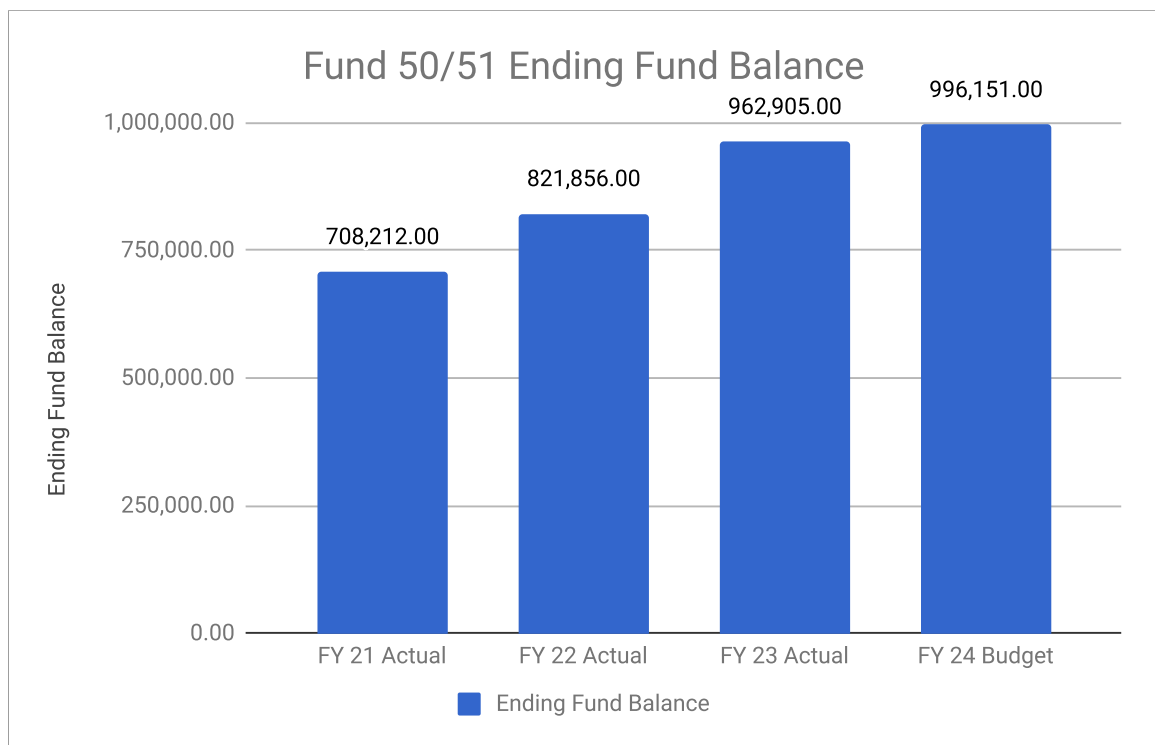
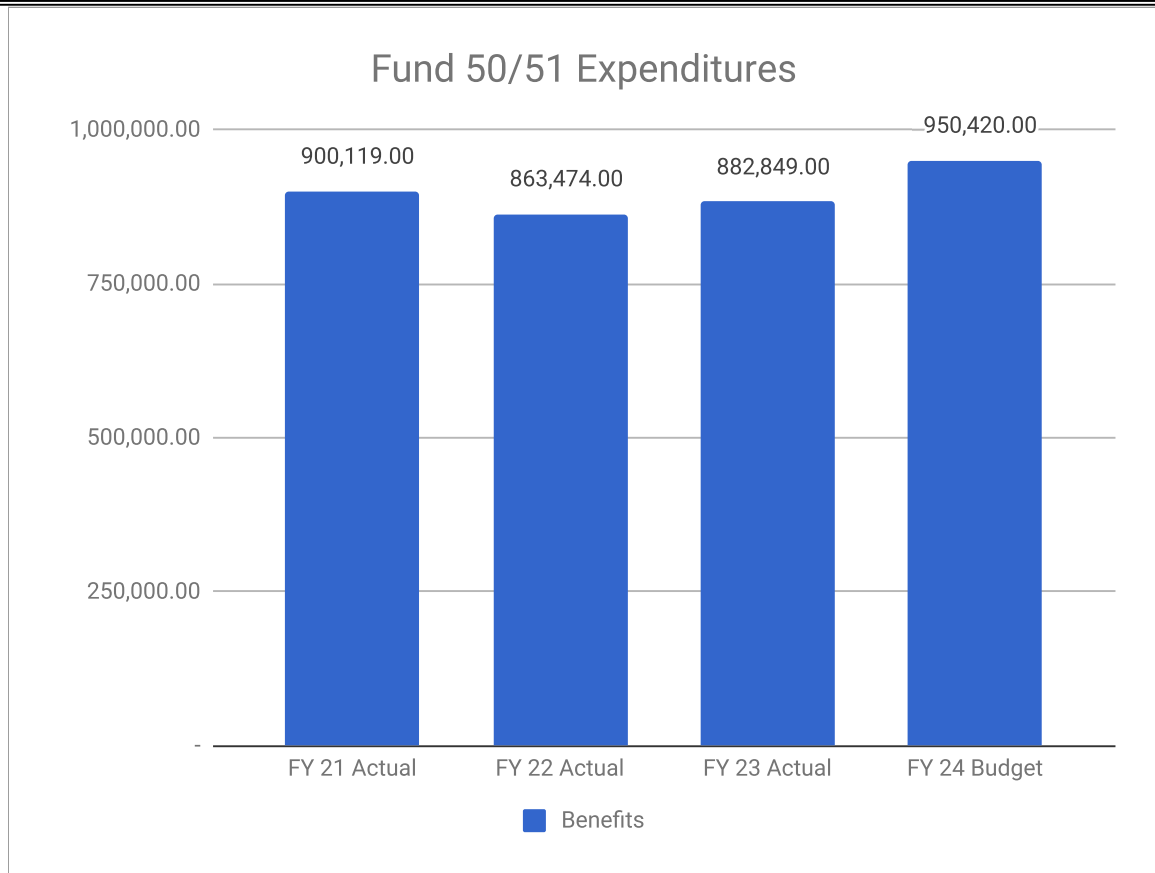


Community High School District 94
Fiscal Year 2024 Tentative Budget
Social Security/IMRF Fund (Fund 50/51)

Revenue	FY 21 Actual	FY 22 Actual	FY 23 Actual	FY 24 Budget
Local	1,019,217.00	977,118.00	1,023,898.00	983,666.00
	1,019,217.00	977,118.00	1,023,898.00	983,666.00
Expenses	FY 21 Actual	FY 22 Actual	FY 23 Actual	FY 24 Budget
Benefits	900,119.00	863,474.00	882,849.00	950,420.00
	900,119.00	863,474.00	882,849.00	950,420.00
Beginning Fund Balance	FY 21 Actual	FY 22 Actual	FY 23 Actual	FY 24 Budget
Net	589,114.00	708,212.00	821,856.00	962,905.00
	119,098.00	113,644.00	141,049.00	33,246.00
Ending Fund Balance	708,212.00	821,856.00	962,905.00	996,151.00

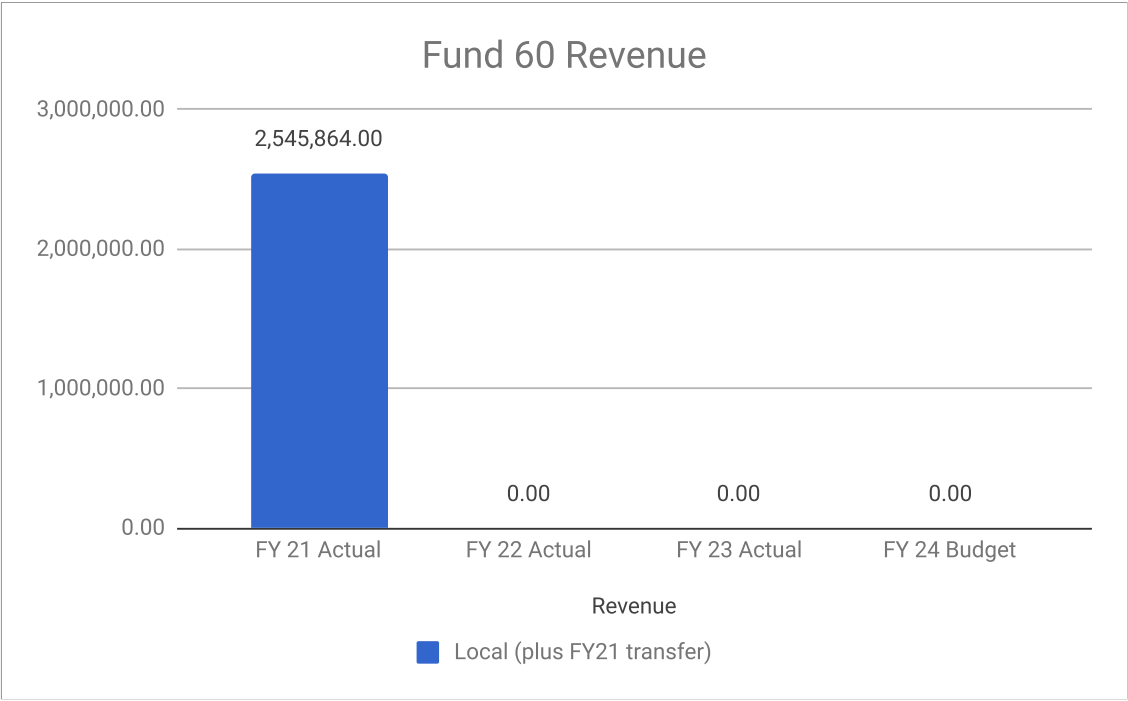


Community High School District 94
Fiscal Year 2024 Tentative Budget
Social Security/IMRF Fund (Fund 50/51)

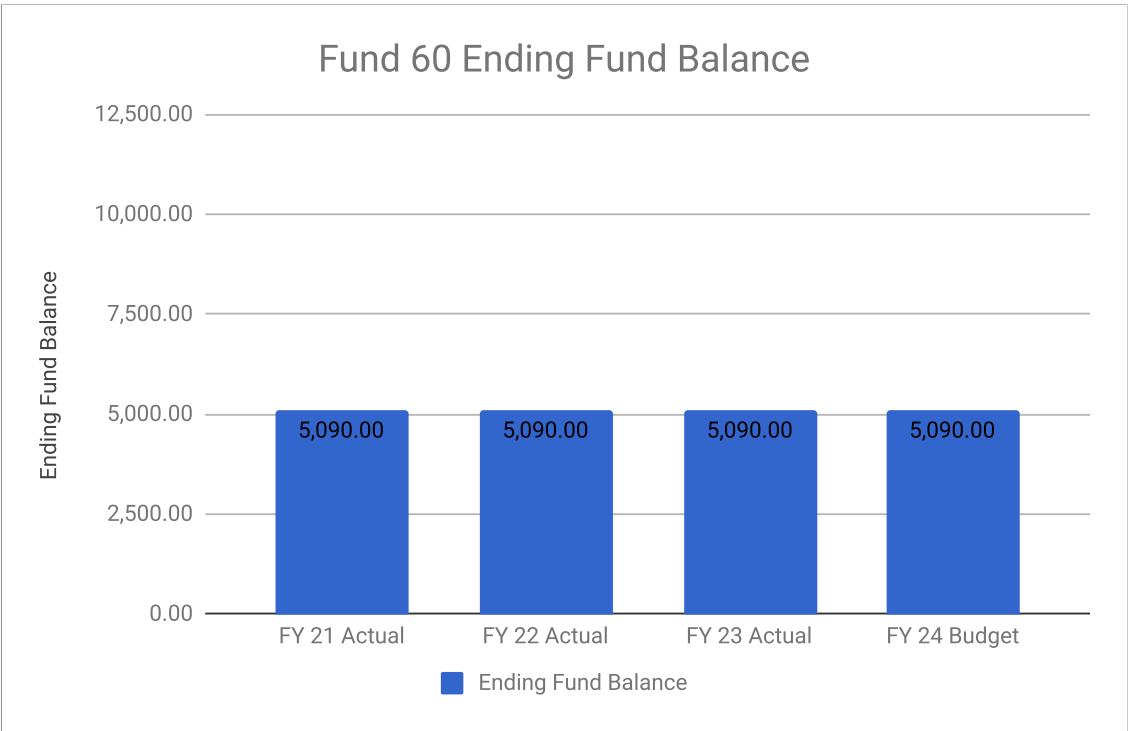
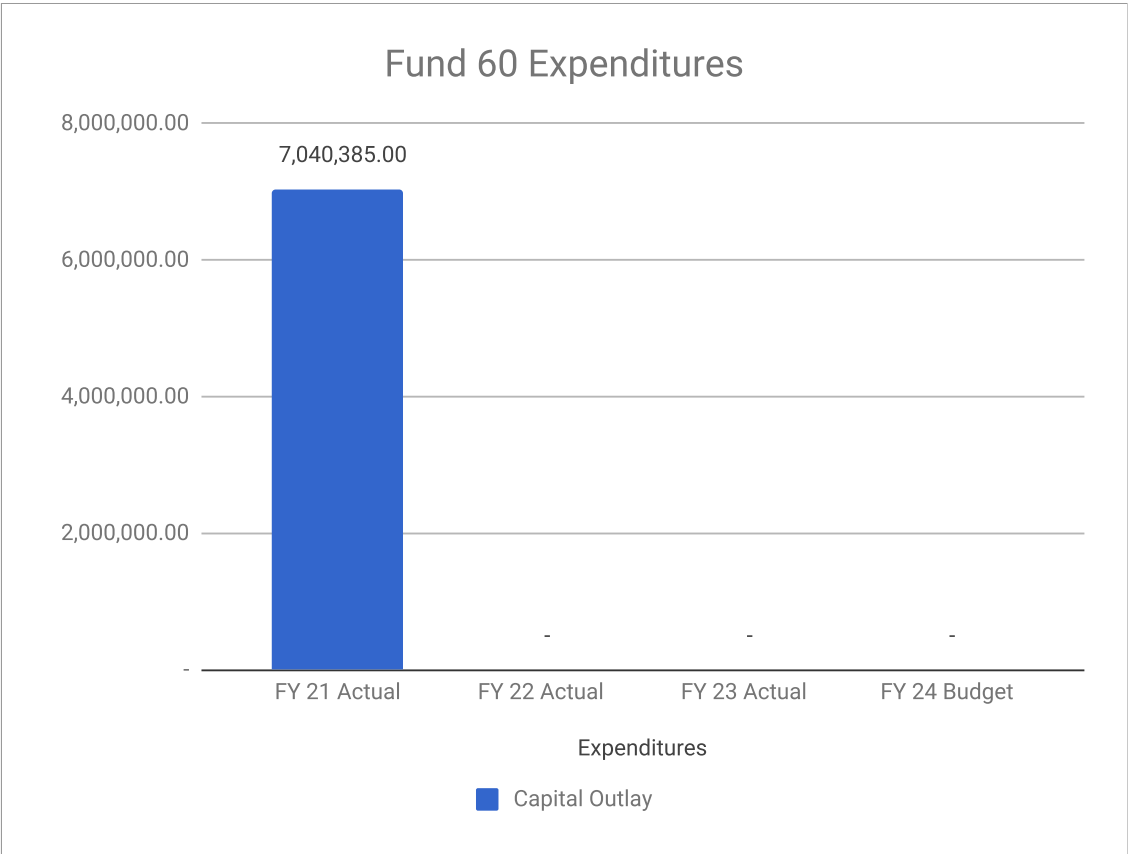


Community High School District 94
 Fiscal Year 2024 Tentative Budget
 Capital Projects Fund (Fund 60)

Revenue	FY 21 Actual	FY 22 Actual	FY 23 Actual	FY 24 Budget
Local (plus FY21 transfer)	2,545,864.00	0.00	0.00	0.00
Principal on Bonds				
	2,545,864.00	0.00	0.00	0.00
Expenses	FY 21 Actual	FY 22 Actual	FY 23 Actual	FY 24 Budget
Capital Outlay	7,040,385.00	-	-	-
	7,040,385.00	0.00	0.00	0.00
Beginning Fund Balance	FY 21 Actual	FY 22 Actual	FY 23 Actual	FY 24 Budget
	4,499,611.00	5,090.00	5,090.00	5,090.00
Net	-4,494,521.00	0.00	0.00	0.00
Ending Fund Balance	5,090.00	5,090.00	5,090.00	5,090.00

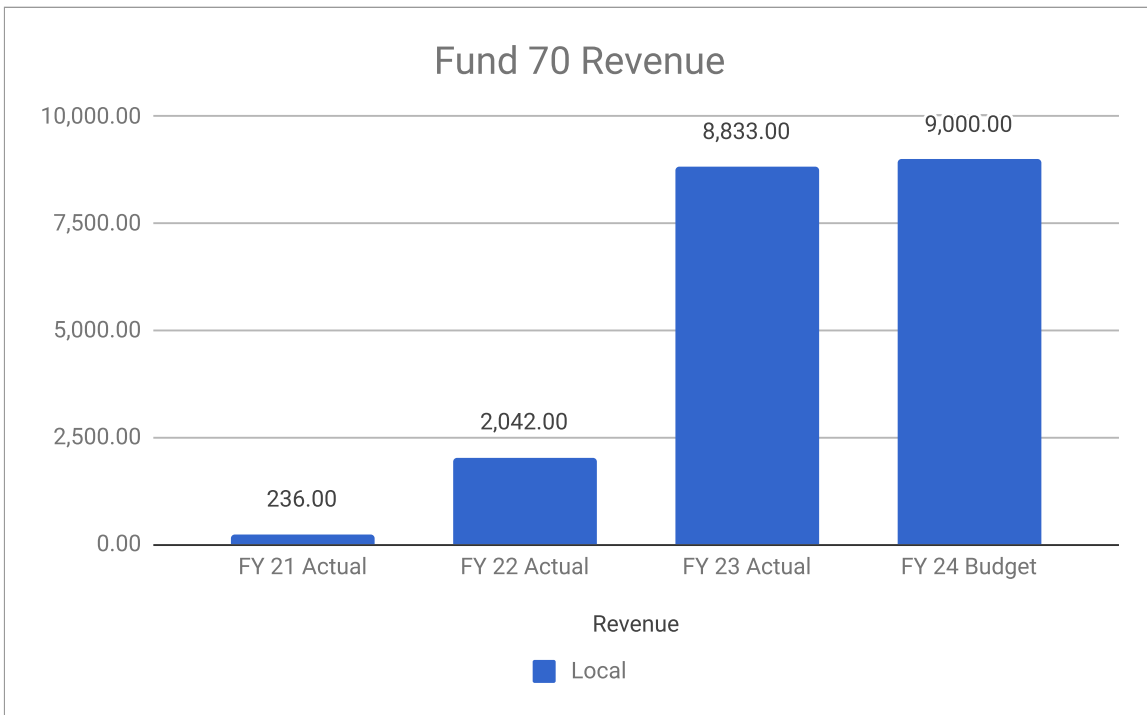


Community High School District 94
Fiscal Year 2024 Tentative Budget
Capital Projects Fund

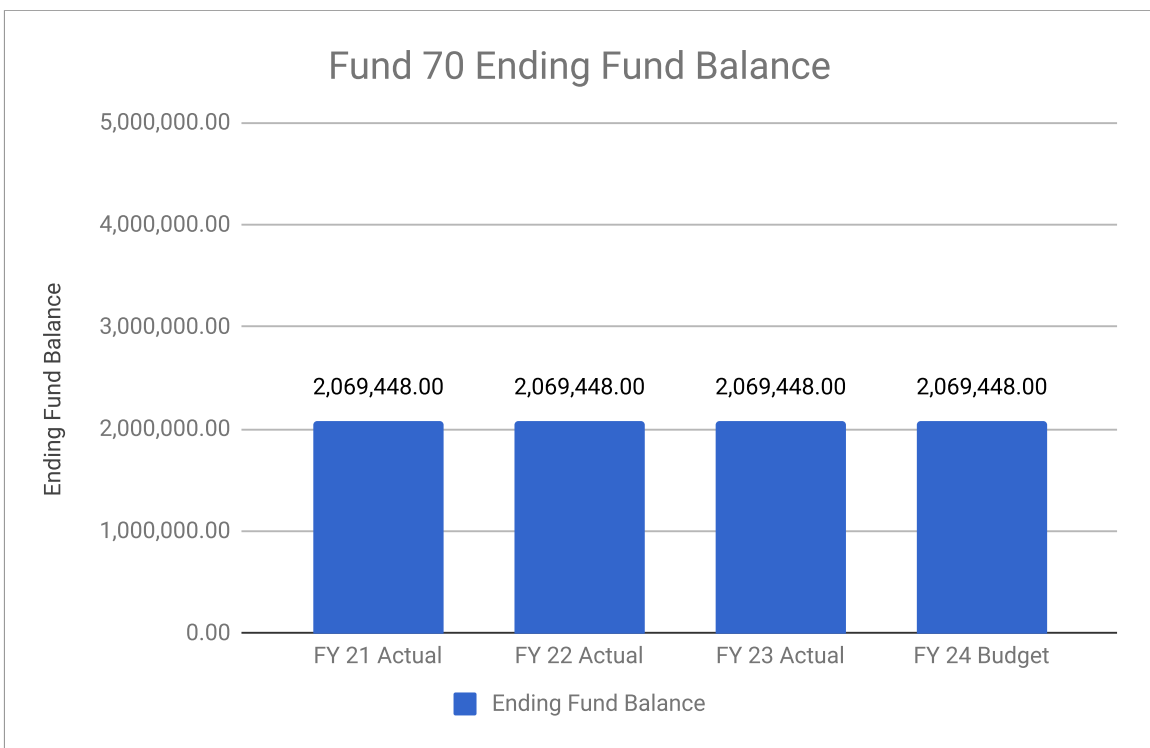
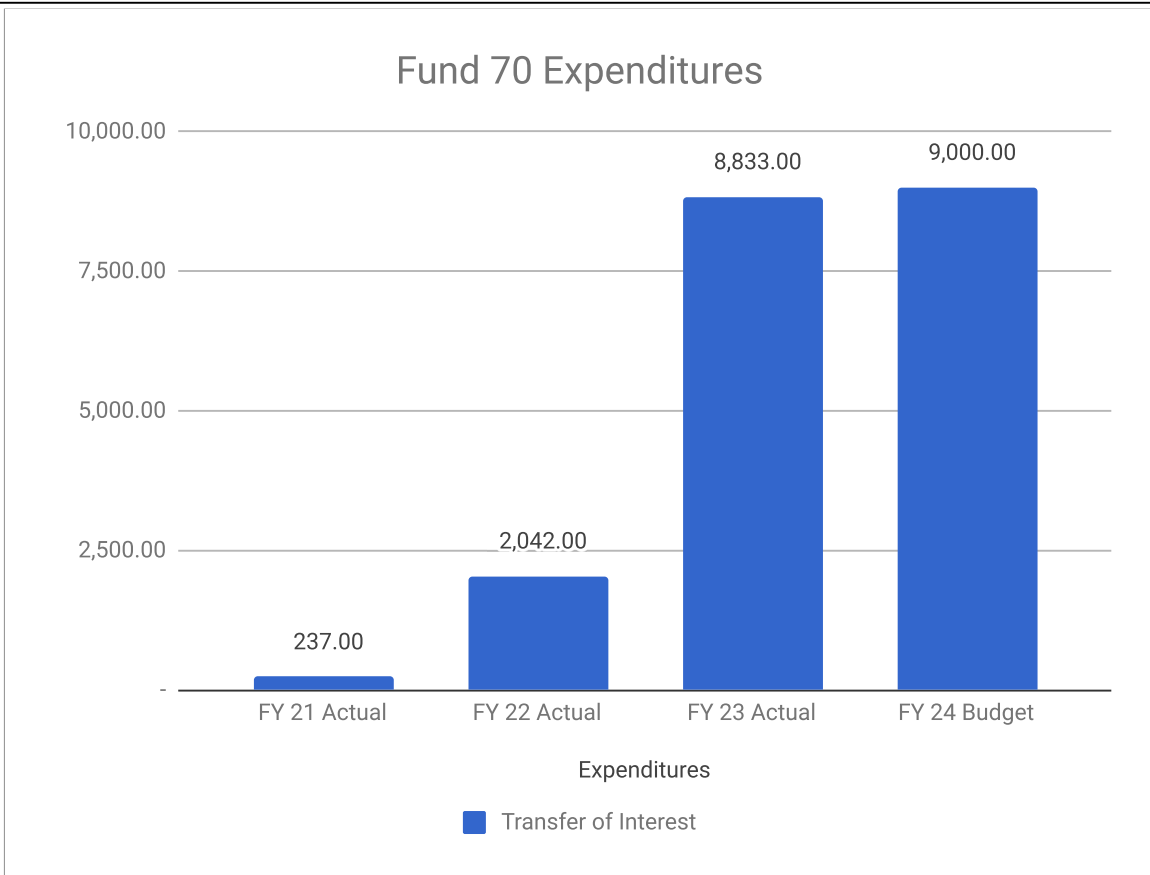


**Community High School District 94
Fiscal Year 2024 Tentative Budget
Working Cash Fund (Fund 70)**

Revenue	FY 21 Actual	FY 22 Actual	FY 23 Actual	FY 24 Budget
Local	236.00	2,042.00	8,833.00	9,000.00
	236.00	2,042.00	8,833.00	9,000.00
Expenses	FY 21 Actual	FY 22 Actual	FY 23 Actual	FY 24 Budget
Transfer of Interest	237.00	2,042.00	8,833.00	9,000.00
	237.00	2,042.00	8,833.00	9,000.00
Beginning Fund Balance	FY 21 Actual	FY 22 Actual	FY 23 Actual	FY 24 Budget
	2,069,449.00	2,069,448.00	2,069,448.00	2,069,448.00
Net	FY 21 Actual	FY 22 Actual	FY 23 Actual	FY 24 Budget
	-1.00	0.00	0.00	0.00
Ending Fund Balance	FY 21 Actual	FY 22 Actual	FY 23 Actual	FY 24 Budget
	2,069,448.00	2,069,448.00	2,069,448.00	2,069,448.00

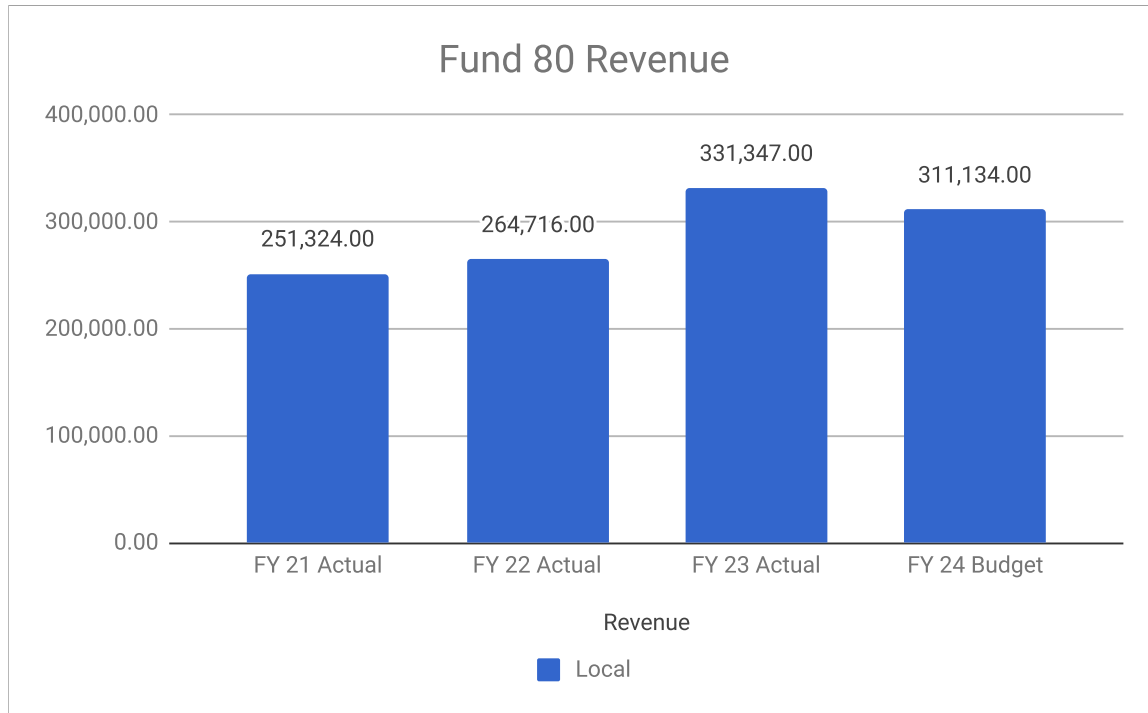


Community High School District 94
Fiscal Year 2024 Tentative Budget
Working Cash Fund

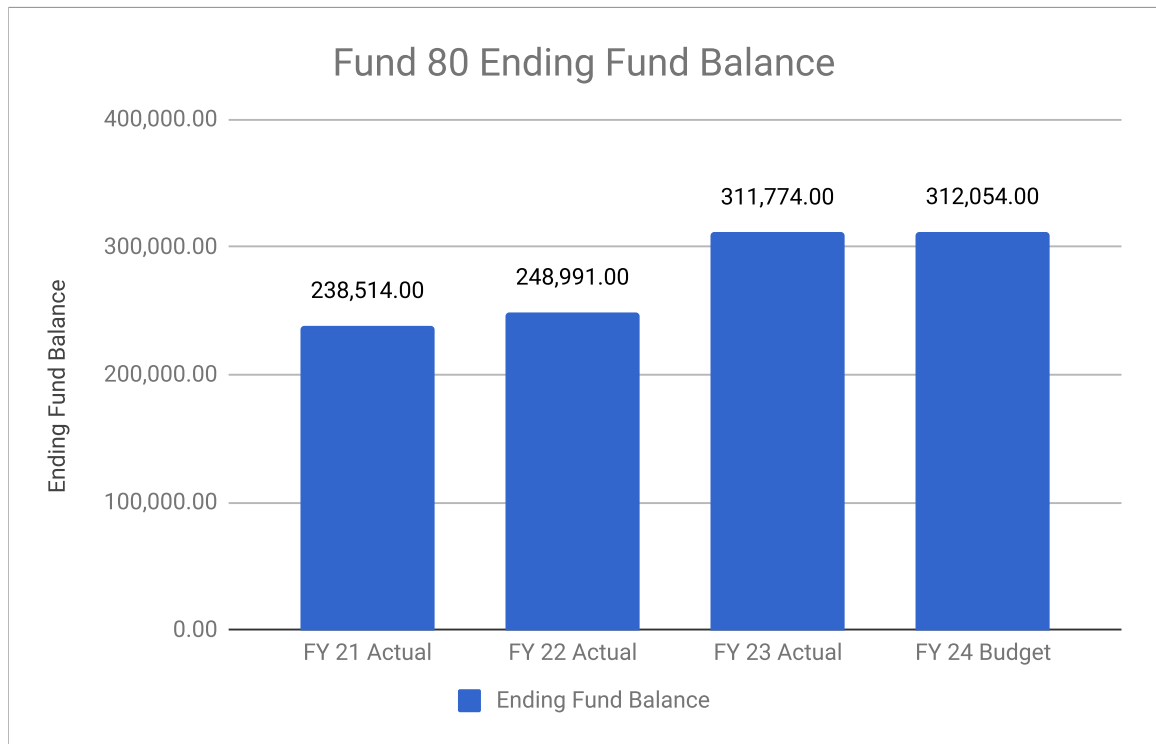
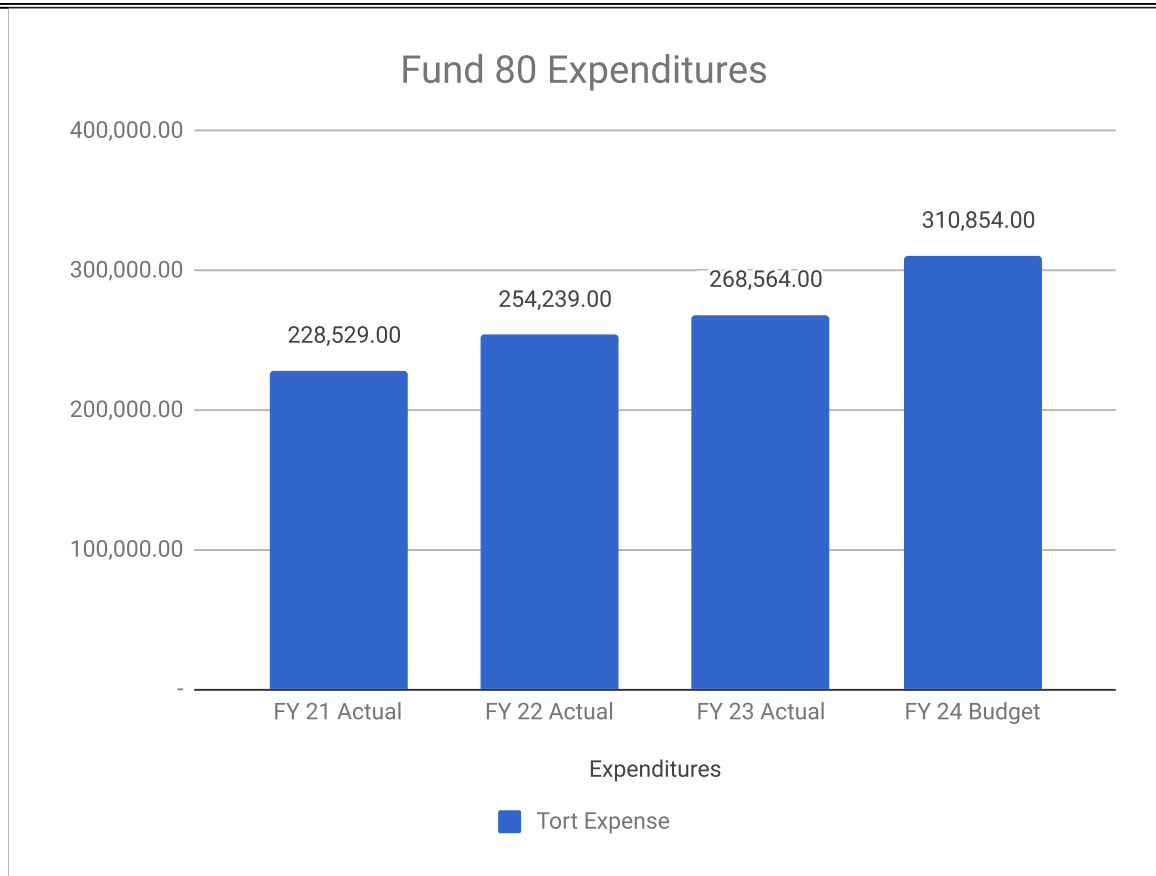


**Community High School District 94
Fiscal Year 2024 Tentative Budget
Tort Immunity Fund (Fund 80)**

Revenue	FY 21 Actual	FY 22 Actual	FY 23 Actual	FY 24 Budget
Local	251,324.00	264,716.00	331,347.00	311,134.00
	251,324.00	264,716.00	331,347.00	311,134.00
Expenses	FY 21 Actual	FY 22 Actual	FY 23 Actual	FY 24 Budget
Tort Expense	228,529.00	254,239.00	268,564.00	310,854.00
	228,529.00	254,239.00	268,564.00	310,854.00
Beginning Fund Balance	FY 21 Actual	FY 22 Actual	FY 23 Actual	FY 24 Budget
	215,719.00	238,514.00	248,991.00	311,774.00
Net	FY 21 Actual	FY 22 Actual	FY 23 Actual	FY 24 Budget
	22,795.00	10,477.00	62,783.00	280.00
Ending Fund Balance	FY 21 Actual	FY 22 Actual	FY 23 Actual	FY 24 Budget
	238,514.00	248,991.00	311,774.00	312,054.00



Community High School District 94
Fiscal Year 2024 Tentative Budget
Tort Immunity Fund (Fund 80)





Community High School District 94 Fiscal Year 2024 Budget Report

SECTION III

Illinois State Board of Education Budget Form 50-36

District Type:

☒ School District
☐ Joint Agreement

ILLINOIS STATE BOARD OF EDUCATION
 School Business Services Division

SCHOOL DISTRICT/JOINT AGREEMENT BUDGET FORM *
July 1, 2023 - June 30, 2024

Accounting Basis:

☒ Cash
☐ Accrual

Is this an amended budget? No _____

Date of Amended Budget: _____
 (MM/DD/YY)

District Name: CHSD 94

District RCDT No: 19022094016

Balanced budget; no Deficit Reduction
 Plan is required.

If your FY2023 AFR states that you need to do a deficit reduction plan and your FY2024 budget is balanced, please state the measures you took to have your budget become balanced. (Bckgrnd-Assumpt 25-26)

Budget of CHSD 94, County of DuPage,
 State of Illinois, for the Fiscal Year beginning July 1, 2023 and ending June 30, 2024.

WHEREAS the Board of Education of CHSD 94,
 County of DuPage, State of Illinois, caused to be prepared in tentative form a budget, and the Secretary
 of this Board has made the same conveniently available to public inspection for at least thirty days prior to final action thereon;

AND WHEREAS a public hearing was held as to such budget on the 19 day of September, 2023,
 notice of said hearing was given at least thirty days prior thereto as required by law, and all other legal requirements have been complied with;

NOW, THEREFORE, Be it resolved by the Board of Education of said district as follows:

Section 1: That the fiscal year of this school district be and the same hereby is fixed and declared to be
 beginning July 1, 2023 and ending June 30, 2024.

Section 2: That the following budget containing an estimate of amounts available in each Fund, separately, and expenditures from each be
 and the same is hereby adopted as the budget of this school district for said fiscal year.

ADOPTION OF BUDGET

The budget shall be approved and signed below by members of the School Board. Adopted this 19 day of September, 2023
 by a roll call vote of _____ Yeas, and _____ Nays, to wit:

** MEMBERS VOTING YEA:	** MEMBERS VOTING NAY:
Bob Brown	
Rich Nagel	
Lynn Casey-Maher	
Gary Saake	
Kathe Doremus	
Penny Munoz	
Jovany Zuniga	

* Based on the 23 Illinois Administrative Code-Part 100 and inconformity with Section 17-1 of the School Code.

** Type in the members who voted "YEA" nor "NAY". Actual school board member signatures are not required for electronic submission.

(1) A certified copy of this document must be filed with the county clerk within 30 days of adoption as required
 by Section 18-50 of the Property Tax Code (35 ILCS 200/18-50).

(2) Districts are required to submit the adopted/amended budget electronically to ISBE within 30 days of adoption or by October 30,
 whichever comes first. Budgets are submitted through IWAS: <https://apps.isbe.net/iwas/asp/login.asp?js=true>

Please type the member signatures before submitting to ISBE. We do not accept PDF copies.

	A	B	C	D	E	F	G	H	I	J	K	L
1	Begin entering data on EstRev 6-11 and EstExp 12-20 tabs.											
2	Description: Enter Whole Numbers Only	Acct #	(10) Educational	(20) Operations & Maintenance	(30) Debt Service	(40) Transportation	(50) Municipal Retirement/ Social Security	(60) Capital Projects	(70) Working Cash	(80) Tort	(90) Fire Prevention & Safety	
3	ESTIMATED BEGINNING FUND BALANCE (without Student Activity Funds) ¹ as of July 1, 2023		17,601,679	4,980,448	1,160,477	1,456,083	962,970	5,090	2,069,448	311,773	0	
4	RECEIPTS/REVENUES (without Student Activity Funds)											
5	LOCAL SOURCES	1000	24,006,480	4,864,312	2,673,272	1,639,187	983,666	0	9,000	311,134	0	
6	FLOW-THROUGH RECEIPTS/REVENUES FROM ONE DISTRICT TO ANOTHER DISTRICT	2000	0	0		0	0					
7	STATE SOURCES	3000	6,812,233	1,500,000	0	1,208,545	0	0	0	0	0	
8	FEDERAL SOURCES	4000	3,020,370	300,000	0	0	0	0	0	0	0	
9	Total Direct Receipts/Revenues ⁸		33,839,083	6,664,312	2,673,272	2,847,732	983,666	0	9,000	311,134	0	
10	Receipts/Revenues for "On Behalf" Payments ²	3998	9,000,000									
11	Total Receipts/Revenues		42,839,083	6,664,312	2,673,272	2,847,732	983,666	0	9,000	311,134	0	
12	DISBURSEMENTS/EXPENDITURES (without Student Activity Funds)											
13	INSTRUCTION	1000	22,547,728				349,228			0		
14	SUPPORT SERVICES	2000	8,557,415	6,045,151		2,847,221	601,158	0		310,854	0	
15	COMMUNITY SERVICES	3000	135,559	0		0	34			0		
16	PAYMENTS TO OTHER DISTRICTS & GOVT UNITS	4000	2,106,000	0	0	0	0	0		0	0	
17	DEBT SERVICES	5000	0	0	2,661,550	0	0			0	0	
18	PROVISION FOR CONTINGENCIES	6000	0	0	0	0	0	0		0	0	
19	Total Direct Disbursements/Expenditures ⁹		33,346,702	6,045,151	2,661,550	2,847,221	950,420	0		310,854	0	
20	Disbursements/Expenditures for "On Behalf" Payments ²	4180	9,000,000	0	0	0	0	0		0	0	
21	Total Disbursements/Expenditures		42,346,702	6,045,151	2,661,550	2,847,221	950,420	0		310,854	0	
22	Excess of Direct Receipts/Revenues Over (Under) Direct Disbursements/Expenditures		492,381	619,161	11,722	511	33,246	0	9,000	280	0	
23	OTHER SOURCES/USES OF FUNDS											
24	OTHER SOURCES OF FUNDS (7000)											
25	PERMANENT TRANSFER FROM VARIOUS FUNDS											
26	Abolishment the Working Cash Fund ¹⁶	7110										
27	Abatement of the Working Cash Fund ¹⁶	7110										
28	Transfer of Working Cash Fund Interest	7120	9,000									
29	Transfer Among Funds	7130										
30	Transfer of Interest	7140										
31	Transfer from Capital Projects Fund to O&M Fund	7150		0								
32	Transfer of Excess Fire Prev & Safety Tax & Interest ³ Proceeds to O&M Fund	7160		0								
33	Transfer of Excess Accumulated Fire Prev & Safety Bond and Int ^{3a} Proceeds to Debt Service Fund	7170			0							
34	SALE OF BONDS (7200)											
35	Principal on Bonds Sold ⁴	7210										
36	Premium on Bonds Sold	7220										
37	Accrued Interest on Bonds Sold	7230										
38	Sale or Compensation for Fixed Assets ⁵	7300										
39	Transfer to Debt Service to Pay Principal on GASB 87 Leases	7400			0							
40	Transfer to Debt Service to Pay Interest on GASB 87 Leases	7500			0							
41	Transfer to Debt Service Fund to Pay Principal on Revenue Bonds	7600			0							
42	Transfer to Debt Service Fund to Pay Interest on Revenue Bonds	7700			0							
43	Transfer to Capital Projects Fund	7800						0				
44	ISBE Loan Proceeds	7900										
45	Other Sources Not Classified Elsewhere	7990										
46	Total Other Sources of Funds ⁸		9,000	0	0	0	0	0	0	0	0	

	A	B	C	D	E	F	G	H	I	J	K	L
1	Begin entering data on EstRev 6-11 and EstExp 12-20 tabs.											
2	Description: Enter Whole Numbers Only	Acct #	(10) Educational	(20) Operations & Maintenance	(30) Debt Service	(40) Transportation	(50) Municipal Retirement/ Social Security	(60) Capital Projects	(70) Working Cash	(80) Tort	(90) Fire Prevention & Safety	
47	OTHER USES OF FUNDS (8000)											
49	TRANSFER TO VARIOUS OTHER FUNDS (8100)											
50	Abolishment or Abatement of the Working Cash Fund ¹⁶	8110							0			
51	Transfer of Working Cash Fund Interest	8120							9,000			
52	Transfer Among Funds	8130										
53	Transfer of Interest ⁶	8140										
54	Transfer from Capital Projects Fund to O&M Fund	8150										
		8160										
55	Transfer of Excess Fire Prev & Safety Tax & Interest ³ Proceeds to O&M Fund											
		8170										
56	Transfer of Excess Accumulated Fire Prev & Safety Bond ^{3a} and Int Proceeds to Debt Service Fund											
57	Taxes Pledged to Pay Principal on GASB 87 Leases	8410										
58	Grants/Reimbursements Pledged to Pay Principal on GASB 87 Leases	8420										
59	Other Revenues Pledged to Pay Principal on GASB 87 Leases	8430										
60	Fund Balance Transfers Pledged to Pay Principal on GASB 87 Leases	8440										
61	Taxes Pledged to Pay Interest on GASB 87 Leases	8510										
62	Grants/Reimbursements Pledged to Pay Interest on GASB 87 Leases	8520										
63	Other Revenues Pledged to Pay Interest on GASB 87 Leases	8530										
64	Fund Balance Transfers Pledged to Pay Interest on GASB 87 Leases	8540										
65	Taxes Pledged to Pay Principal on Revenue Bonds	8610										
66	Grants/Reimbursements Pledged to Pay Principal on Revenue Bonds	8620										
67	Other Revenues Pledged to Pay Principal on Revenue Bonds	8630										
68	Fund Balance Transfers Pledged to Pay Principal on Revenue Bonds	8640										
69	Taxes Pledged to Pay Interest on Revenue Bonds	8710										
70	Grants/Reimbursements Pledged to Pay Interest on Revenue Bonds	8720										
71	Other Revenues Pledged to Pay Interest on Revenue Bonds	8730										
72	Fund Balance Transfers Pledged to Pay Interest on Revenue Bonds	8740										
73	Taxes Transferred to Pay for Capital Projects	8810										
74	Grants/Reimbursements Pledged to Pay for Capital Projects	8820										
75	Other Revenues Pledged to Pay for Capital Projects	8830										
76	Fund Balance Transfers Pledged to Pay for Capital Projects	8840										
77	Transfer to Debt Service Fund to Pay Principal on ISBE Loans	8910										
78	Other Uses Not Classified Elsewhere	8990										
79	Total Other Uses of Funds ⁹		0	0	0	0	0	0	9,000	0	0	
80	Total Other Sources/Uses of Fund		9,000	0	0	0	0	0	(9,000)	0	0	
81	ESTIMATED ENDING FUND BALANCE (without Student Activity Funds) as of June 30, 2024		18,103,060	5,599,609	1,172,199	1,456,594	996,216	5,090	2,069,448	312,053	0	
82												
83	Student Activity (Fund 11) ESTIMATED BEGINNING FUND BALANCE as of July 1, 2023		198,902									
84	RECEIPTS/REVENUES (For Student Activity Funds)											
85	Total Student Activity Direct Receipts/Revenues (Local Sources)	1799	650,000									
86	DISBURSEMENTS/EXPENDITURES (For Student Activity Funds)											
87	Total Student Activity Direct Disbursements/Expenditures	1999	650,000									
88	Excess of Direct Receipts/Revenues Over (Under) Direct Disbursements/Expenditures		0									
89	Student Activity ESTIMATED ENDING FUND BALANCE as of June 30, 2024		198,902									
90												

	A	B	C	D	E	F	G	H	I	J	K	L
1	<i>Begin entering data on EstRev 6-11 and EstExp 12-20 tabs.</i>											
2	Description: Enter Whole Numbers Only	Acct #	(10) Educational	(20) Operations & Maintenance	(30) Debt Service	(40) Transportation	(50) Municipal Retirement/ Social Security	(60) Capital Projects	(70) Working Cash	(80) Tort	(90) Fire Prevention & Safety	
91	Total ESTIMATED BEGINNING FUND BALANCE (All Sources Including Student Activity Funds) as of July 1, 2023		17,800,581	4,980,448	1,160,477	1,456,083	962,970	5,090	2,069,448	311,773	0	
92	RECEIPTS/REVENUES (All Sources with Student Activity Funds)											
93	LOCAL SOURCES	1000	24,656,480	4,864,312	2,673,272	1,639,187	983,666	0	9,000	311,134	0	
94	FLOW-THROUGH RECEIPTS/REVENUES FROM ONE DISTRICT TO ANOTHER DISTRICT	2000	0	0		0	0					
95	STATE SOURCES	3000	6,812,233	1,500,000	0	1,208,545	0	0	0	0	0	
96	FEDERAL SOURCES	4000	3,020,370	300,000	0	0	0	0	0	0	0	
97	Total Direct Receipts/Revenues ⁸		34,489,083	6,664,312	2,673,272	2,847,732	983,666	0	9,000	311,134	0	
98	Receipts/Revenues for "On Behalf" Payments ²	3998	9,000,000	0	0	0	0	0		0	0	
99	Total Receipts/Revenues		43,489,083	6,664,312	2,673,272	2,847,732	983,666	0	9,000	311,134	0	
100	DISBURSEMENTS/EXPENDITURES (All Sources with Student Activity Funds)											
101	INSTRUCTION	1000	23,197,728				349,228			0		
102	SUPPORT SERVICES	2000	8,557,415	6,045,151		2,847,221	601,158	0		310,854	0	
103	COMMUNITY SERVICES	3000	135,559	0		0	34			0		
104	PAYMENTS TO OTHER DISTRICTS & GOVT UNITS	4000	2,106,000	0	0	0	0	0		0	0	
105	DEBT SERVICES	5000	0	0	2,661,550	0	0			0	0	
106	PROVISION FOR CONTINGENCIES	6000	0	0	0	0	0	0		0	0	
107	Total Direct Disbursements/Expenditures ⁹		33,996,702	6,045,151	2,661,550	2,847,221	950,420	0		310,854	0	
108	Disbursements/Expenditures for "On Behalf" Payments ²	4180	9,000,000	0	0	0	0	0		0	0	
109	Total Disbursements/Expenditures		42,996,702	6,045,151	2,661,550	2,847,221	950,420	0		310,854	0	
110	Excess of Direct Receipts/Revenues Over (Under) Direct Disbursements/Expenditures		492,381	619,161	11,722	511	33,246	0	9,000	280	0	
111	OTHER SOURCES/USES OF FUNDS											
112	OTHER SOURCES OF FUNDS (7000)											
113	Total Other Sources of Funds ⁸		9,000	0	0	0	0	0	0	0	0	
114	OTHER USES OF FUNDS (8000)											
116	Total Other Uses of Funds ⁹		0	0	0	0	0	0	9,000	0	0	
117	Total Other Sources/Uses of Fund		9,000	0	0	0	0	0	(9,000)	0	0	
118	ESTIMATED ENDING FUND BALANCE (All Sources with Student Activity Funds) as of June 30, 2024		18,301,962	5,599,609	1,172,199	1,456,594	996,216	5,090	2,069,448	312,053	0	
119												
120	SUMMARY OF EXPENDITURES Without Student Activity Funds (by Major Object)											
121	Description	Acct #	(10) Educational	(20) Operations & Maintenance	(30) Debt Service	(40) Transportation	(50) Municipal Retirement/ Social Security	(60) Capital Projects	(70) Working Cash	(80) Tort	(90) Fire Prevention & Safety	Total By Object
122	Object Name											
124	Salaries	100	19,115,965	1,290,277		0		0		0	0	20,406,242
125	Employee Benefits	200	4,814,455	298,514		0	950,420	0		0	0	6,063,389
126	Purchased Services	300	2,987,055	646,360	0	2,766,721		0		310,854	0	6,710,990
127	Supplies & Materials	400	1,101,347	855,000		500		0		0	0	1,956,847
128	Capital Outlay	500	961,550	2,925,000		80,000		0		0	0	3,966,550
129	Other Objects	600	3,934,770	0	2,661,550	0	0	0		0	0	6,596,320
130	Non-Capitalized Equipment	700	86,300	20,000		0		0		0	0	106,300
131	Termination Benefits	800	345,260	10,000		0				0		355,260
132	Total Expenditures		33,346,702	6,045,151	2,661,550	2,847,221	950,420	0		310,854	0	46,161,898

Summary of Cash Transactions

Page 5

	A	B	C	D	E	F	G	H	I	J	K
1			(10)	(20)	(30)	(40)	(50)	(60)	(70)	(80)	(90)
2	Description: Enter Whole Numbers Only	Acct #	Educational	Operations & Maintenance	Debt Service	Transportation	Municipal Retirement/ Social Security	Capital Projects	Working Cash	Tort	Fire Prevention & Safety
3	BEGINNING CASH BALANCE ON HAND (without Student Activity Funds)7 as of July 1, 2023		17,600,474	4,980,708	1,160,477	1,456,083	962,970	5,090	2,069,448	311,773	0
4	Total Direct Receipts & Other Sources ⁸		33,848,083	6,664,312	2,673,272	2,847,732	983,666	0	9,000	311,134	0
5	OTHER RECEIPTS										
6	Interfund Loans Payable (Loans from Other Funds)	411									
7	Interfund Loans Receivable (Repayment of Loans)	141									
8	Notes and Warrants Payable	433									
9	Other Current Assets	199									
10	Total Other Receipts		0	0	0	0	0	0	0	0	0
11	Total Direct Receipts, Other Sources, & Other Receipts		33,848,083	6,664,312	2,673,272	2,847,732	983,666	0	9,000	311,134	0
12	Total Amount Available		51,448,557	11,645,020	3,833,749	4,303,815	1,946,636	5,090	2,078,448	622,907	0
13	Total Direct Disbursements & Other Uses ⁹		33,346,702	6,045,151	2,661,550	2,847,221	950,420	0	9,000	310,854	0
14	OTHER DISBURSEMENTS										
15	Interfund Loans Receivable (Loans to Other Funds) ¹⁰	141									
16	Interfund Loans Payable (Repayment of Loans)	411									
17	Notes and Warrants Payable	433									
18	Other Current Liabilities	499									
19	Total Other Disbursements		0	0	0	0	0	0	0	0	0
20	Total Direct Disbursements, Other Uses, & Other Disbursements		33,346,702	6,045,151	2,661,550	2,847,221	950,420	0	9,000	310,854	0
21	ENDING CASH BALANCE ON HAND (without Student Activity Funds) as of June 30, 2024		18,101,855	5,599,869	1,172,199	1,456,594	996,216	5,090	2,069,448	312,053	0
22											
23	Activity Funds BEGINNING CASH BALANCE ON HAND7 as of July 1, 2023		198,902								
24	Total Direct Receipts & Other Sources ⁸		650,000								
25	Total Amount Available		848,902								
26	Total Direct Disbursements & Other Uses ⁹		650,000								
27	Activity funds ENDING CASH BALANCE ON HAND7 as of June 30, 2024		198,902								
28											
29	Total BEGINNING CASH BALANCE ON HAND (with Student Activity Funds)7 as of July 1, 2023		17,799,376	4,980,708	1,160,477	1,456,083	962,970	5,090	2,069,448	311,773	0
30	Total Direct Receipts & Other Sources ⁸		34,498,083	6,664,312	2,673,272	2,847,732	983,666	0	9,000	311,134	0
31	Total Other Receipts		0	0	0	0	0	0	0	0	0
32	Total Direct Receipts, Other Sources, & Other Receipts		34,498,083	6,664,312	2,673,272	2,847,732	983,666	0	9,000	311,134	0
33	Total Amount Available		52,297,459	11,645,020	3,833,749	4,303,815	1,946,636	5,090	2,078,448	622,907	0
34	Total Direct Disbursements & Other Uses ⁹		33,996,702	6,045,151	2,661,550	2,847,221	950,420	0	9,000	310,854	0
35	Total Other Disbursements		0	0	0	0	0	0	0	0	0
36	Total Direct Disbursements, Other Uses, & Other Disbursements		33,996,702	6,045,151	2,661,550	2,847,221	950,420	0	9,000	310,854	0
37	Total ENDING CASH BALANCE ON HAND (with Student Activity Funds)7 as of June 30, 2024		18,300,757	5,599,869	1,172,199	1,456,594	996,216	5,090	2,069,448	312,053	0

	A	B	C	D	E	F	G	H	I	J	K
1			(10)	(20)	(30)	(40)	(50)	(60)	(70)	(80)	(90)
2	Description: Enter Whole Numbers Only	Acct #	Educational	Operations & Maintenance	Debt Service	Transportation	Municipal Retirement/ Social Security	Capital Projects	Working Cash	Tort	Fire Prevention & Safety
3	RECEIPTS/REVENUES FROM LOCAL SOURCES (1000)										
4	AD VALOREM TAXES LEVIED BY LOCAL EDUCATION AGENCY	1100									
5	Designated Purposes Levies ^{11 (1110-1120)}	-	21,382,531	3,793,447	2,655,272	1,145,190	425,234			182,442	
6	Leasing Purposes Levy ¹²	1130									
7	Special Education Purposes Levy	1140	279,278								
8	FICA and Medicare Only Levies	1150					402,780				
9	Area Vocational Construction Purposes Levy	1160									
10	Summer School Purposes Levy	1170									
11	Other Tax Levies <i>(Describe & Itemize)</i>	1190									
12	Total Ad Valorem Taxes Levied by District		21,661,809	3,793,447	2,655,272	1,145,190	828,014	0	0	182,442	0
13	PAYMENTS IN LIEU OF TAXES	1200									
14	Mobile Home Privilege Tax	1210	1,900								
15	Payments from Local Housing Authority	1220									
16	Corporate Personal Property Replacement Taxes ¹³	1230	750,771	972,865		474,997	143,652			127,692	
17	Other Payments in Lieu of Taxes <i>(Describe & Itemize)</i>	1290									
18	Total Payments in Lieu of Taxes		752,671	972,865	0	474,997	143,652	0	0	127,692	0
19	TUITION	1300									
20	Regular Tuition from Pupils or Parents (In State)	1311									
21	Regular Tuition from Other Districts (In State)	1312									
22	Regular Tuition from Other Sources (In State)	1313									
23	Regular Tuition from Other Sources (Out of State)	1314									
24	Summer School Tuition from Pupils or Parents (In State)	1321	77,100								
25	Summer School Tuition from Other Districts (In State)	1322	500								
26	Summer School Tuition from Other Sources (In State)	1323									
27	Summer School Tuition from Other Sources (Out of State)	1324									
28	CTE Tuition from Pupils or Parents (In State)	1331									
29	CTE Tuition from Other Districts (In State)	1332									
30	CTE Tuition from Other Sources (In State)	1333									
31	CTE Tuition from Other Sources (Out of State)	1334									
32	Special Education Tuition from Pupils or Parents (In State)	1341									
33	Special Education Tuition from Other Districts (In State)	1342									
34	Special Education Tuition from Other Sources (In State)	1343									
35	Special Education Tuition from Other Sources (Out of State)	1344									
36	Adult Tuition from Pupils or Parents (In State)	1351									
37	Adult Tuition from Other Districts (In State)	1352									
38	Adult Tuition from Other Sources (In State)	1353									
39	Adult Tuition from Other Sources (Out of State)	1354									
40	Total Tuition		77,600								
41	TRANSPORTATION FEES	1400									
42	Regular Transportation Fees from Pupils or Parents (In State)	1411									
43	Regular Transportation Fees from Other Districts (In State)	1412									
44	Regular Transportation Fees from Other Sources (In State)	1413									
45	Regular Transportation Fees from Co-curricular Activities (In State)	1415									
46	Regular Transportation Fees from Other Sources (Out of State)	1416									
47	Summer School Transportation Fees from Pupils or Parents (In State)	1421									
48	Summer School Transportation Fees from Other Districts (In State)	1422									
49	Summer School Transportation Fees from Other Sources (In State)	1423									
50	Summer School Transportation Fees from Other Sources (Out of State)	1424									
51	CTE Transportation Fees from Pupils or Parents (In State)	1431									
52	CTE Transportation Fees from Other Districts (In State)	1432									
53	CTE Transportation Fees from Other Sources (In State)	1433									
54	CTE Transportation Fees from Other Sources (Out of State)	1434									
55	Special Education Transportation Fees from Pupils or Parents (In State)	1441									
56	Special Education Transportation Fees from Other Districts (In State)	1442									

	A	B	C	D	E	F	G	H	I	J	K
1			(10)	(20)	(30)	(40)	(50)	(60)	(70)	(80)	(90)
2	Description: Enter Whole Numbers Only	Acct #	Educational	Operations & Maintenance	Debt Service	Transportation	Municipal Retirement/ Social Security	Capital Projects	Working Cash	Tort	Fire Prevention & Safety
57	Special Education Transportation Fees from Other Sources (In State)	1443									
58	Special Education Transportation Fees from Other Sources (Out of State)	1444									
59	Adult Transportation Fees from Pupils or Parents (In State)	1451									
60	Adult Transportation Fees from Other Districts (In State)	1452									
61	Adult Transportation Fees from Other Sources (In State)	1453									
62	Adult Transportation Fees from Other Sources (Out of State)	1454									
63	Total Transportation Fees					0					
64	EARNINGS ON INVESTMENTS	1500									
65	Interest on Investments	1510	575,000	41,000	18,000	19,000	12,000		9,000	1,000	
66	Gain or Loss on Sale of Investments	1520									
67	Total Earnings on Investments		575,000	41,000	18,000	19,000	12,000	0	9,000	1,000	0
68	FOOD SERVICE	1600									
69	Sales to Pupils - Lunch	1611									
70	Sales to Pupils - Breakfast	1612									
71	Sales to Pupils - A la Carte	1613									
72	Sales to Pupils - Other (Describe & Itemize)	1614									
73	Sales to Adults	1620									
74	Other Food Service (Describe & Itemize)	1690									
75	Total Food Service		0								
76	DISTRICT/SCHOOL ACTIVITY INCOME	1700									
77	Admissions - Athletic	1711	61,600								
78	Admissions - Other	1719	10,000								
79	Fees	1720	171,800								
80	Book Store Sales	1730	4,000								
81	Other District/School Activity Revenue (Describe & Itemize)	1790	70,000								
82	Student Activity Fund Revenues	1799	650,000								
83	Total District/School Activity Income (without Student Activity Funds 1799)		317,400	0							
84	Total District/School Activity Income (with Student Activity Funds 1799)		967,400								
85	TEXTBOOK INCOME	1800									
86	Textbook Rentals - Regular Textbooks	1811	425,000								
87	Textbook Rentals - Summer School Textbooks	1812									
88	Textbook Rentals - Adult/Continuing Education Textbooks	1813									
89	Textbook Rentals - Other (Describe & Itemize)	1819									
90	Textbook Sales - Regular Textbooks	1821									
91	Textbook Sales - Summer School	1822									
92	Textbook Sales - Adult/Continuing Education	1823									
93	Textbook Sales - Other (Describe & Itemize)	1829									
94	Other Textbook Income (Describe & Itemize)	1890									
95	Total Textbooks		425,000								
96	OTHER REVENUE FROM LOCAL SOURCES	1900									
97	Rentals	1910		52,000							
98	Contributions and Donations from Private Sources	1920									
99	Impact Fees from Municipal or County Governments	1930		5,000							
100	Services Provided Other Districts	1940									
101	Refund of Prior Years' Expenditures	1950									
102	Payments of Surplus Moneys from TIF Districts	1960	100,000								
103	Drivers' Education Fees	1970									
104	Proceeds from Vendors' Contracts	1980	56,500								
105	School Facility Occupation Tax Proceeds	1983									
106	Payment from Other Districts	1991									
107	Sale of Vocational Projects	1992									
108	Other Local Fees (Describe & Itemize)	1993									
109	Other Local Revenues (Describe & Itemize)	1999	40,500								
110	Total Other Revenue from Local Sources		197,000	57,000	0	0	0	0	0	0	0

	A	B	C	D	E	F	G	H	I	J	K
1			(10)	(20)	(30)	(40)	(50)	(60)	(70)	(80)	(90)
2	Description: Enter Whole Numbers Only	Acct #	Educational	Operations & Maintenance	Debt Service	Transportation	Municipal Retirement/ Social Security	Capital Projects	Working Cash	Tort	Fire Prevention & Safety
111	Total Receipts/Revenues from Local Sources (without Student Activity Funds 1799)	1000	24,006,480	4,864,312	2,673,272	1,639,187	983,666	0	9,000	311,134	0
112	Total Receipts/Revenues from Local Sources (with Student Activity Funds 1799)		24,656,480								
113	FLOW-THROUGH RECEIPTS/REVENUES FROM ONE DISTRICT TO ANOTHER DISTRICT (2000)										
114	Flow-Through Revenue from State Sources	2100									
115	Flow-Through Revenue from Federal Sources	2200									
116	Other Flow-Through Revenue (Describe & Itemize)	2300									
117	Total Flow-Through Receipts/Revenues From One District to Another District	2000	0	0		0	0				
118	RECEIPTS/REVENUES FROM STATE SOURCES (3000)										
119	UNRESTRICTED GRANTS-IN-AID (3001-3099)										
120	Evidence Based Funding Formula (Section 18-8.15)	3001	5,984,340	1,500,000							
121	Reorganization Incentives (Accounts 3005-3021)	3005									
122	Fast Growth District Grants	3030									
123	Other Unrestricted Grants-In-Aid From State Sources (Describe & Itemize)	3099									
124	Total Unrestricted Grants-In-Aid		5,984,340	1,500,000	0	0	0	0		0	0
125	RESTRICTED GRANTS-IN-AID (3100-3900)										
126	SPECIAL EDUCATION										
127	Special Education - Private Facility Tuition	3100	735,413								
128	Special Education - Funding for Children Requiring Sp Ed Services	3105									
129	Special Education - Personnel	3110									
130	Special Education - Orphanage - Individual	3120									
131	Special Education - Orphanage - Summer Individual	3130									
132	Special Education - Summer School	3145									
133	Special Education - Other (Describe & Itemize)	3199									
134	Total Special Education		735,413	0		0					
135	CAREER AND TECHNICAL EDUCATION (CTE)										
136	CTE - Technical Education - Tech Prep	3200									
137	CTE - Secondary Program Improvement (CTEI)	3220	44,000								
138	CTE - WECEP	3225									
139	CTE - Agriculture Education	3235									
140	CTE - Instructor Practicum	3240									
141	CTE - Student Organizations	3270									
142	CTE - Other (Describe & Itemize)	3299									
143	Total Career and Technical Education		44,000	0			0				
144	BILINGUAL EDUCATION										
145	Bilingual Education - Downstate - TPI and TBE	3305									
146	Bilingual Education - Downstate - Transitional Bilingual Education	3310									
147	Total Bilingual Education		0				0				
148	State Free Lunch & Breakfast	3360									
149	School Breakfast Initiative	3365									
150	Driver Education	3370	46,980								
151	Adult Education (from ICCB)	3410									
152	Adult Education - Other (Describe & Itemize)	3499									
153	TRANSPORTATION										
154	Transportation - Regular and Vocational	3500				71,776					
155	Transportation - Special Education	3510				1,136,769					
156	Transportation - Other (Describe & Itemize)	3599									
157	Total Transportation		0	0		1,208,545	0				
158	Learning Improvement - Change Grants	3610									
159	Scientific Literacy	3660									

	A	B	C	D	E	F	G	H	I	J	K
1			(10)	(20)	(30)	(40)	(50)	(60)	(70)	(80)	(90)
2	Description: Enter Whole Numbers Only	Acct #	Educational	Operations & Maintenance	Debt Service	Transportation	Municipal Retirement/ Social Security	Capital Projects	Working Cash	Tort	Fire Prevention & Safety
160	Truant Alternative/Optional Education	3695									
161	Early Childhood - Block Grant	3705									
162	Chicago General Education Block Grant	3766									
163	Chicago Educational Services Block Grant	3767									
164	School Safety & Educational Improvement Block Grant	3775									
165	Technology - Technology for Success	3780									
166	State Charter Schools	3815									
167	Extended Learning Opportunities - Summer Bridges	3825									
168	Infrastructure Improvements - Planning/Construction	3920									
169	School Infrastructure - Maintenance Projects	3925									
170	Other Restricted Revenue from State Sources <i>(Describe & Itemize)</i>	3999	1,500								
171	Total Restricted Grants-In-Aid		827,893	0	0	1,208,545	0	0	0	0	0
172	Total Receipts/Revenues from State Sources	3000	6,812,233	1,500,000	0	1,208,545	0	0	0	0	0
173	RECEIPTS/REVENUES FROM FEDERAL SOURCES (4000)										
174	UNRESTRICTED GRANTS-IN-AID RECEIVED DIRECTLY FROM FEDERAL GOVT. (4001-4009)										
175	Federal Impact Aid	4001									
176	Other Unrestricted Grants-In-Aid Received from Fed. Govt. <i>(Describe & Itemize)</i>	4009									
177	Total Unrestricted Grants-In-Aid Received Directly from Fed Govt		0	0	0	0	0	0	0	0	0
178	RESTRICTED GRANTS-IN-AID RECEIVED DIRECTLY FROM FEDERAL GOVT (4045-4090)										
179	Head Start	4045									
180	Construction (Impact Aid)	4050									
181	MAGNET	4060									
182	Other Restricted Grants-In-Aid Received from Fed. Govt. <i>(Describe & Itemize)</i>	4090									
183	Total Restricted Grants-In-Aid Received Directly from Federal Govt.		0	0		0	0	0			0
184	RESTRICTED GRANTS-IN-AID RECEIVED FROM FEDERAL GOVT. THRU THE STATE (4100-4999)										
185	TITLE V										
186	Title V - Flexibility and Accountability	4100									
187	Title V - SEA Projects	4105									
188	Title V - Rural Education Initiative (REI)	4107									
189	Title V - Other <i>(Describe & Itemize)</i>	4199									
190	Total Title V		0	0		0	0				
191	FOOD SERVICE										
192	Breakfast Start-Up Expansion	4200									
193	National School Lunch Program	4210									
194	Special Milk Program	4215									
195	School Breakfast Program	4220									
196	Summer Food Service Admin/Program	4225									
197	Child and Adult Care Food Program	4226									
198	Fresh Fruit and Vegetables	4240									
199	Food Service - Other <i>(Describe & Itemize)</i>	4299									
200	Total Food Service		0				0				
201	TITLE I										
202	Title I - Low Income	4300	400,000								
203	Title I - Low Income - Neglected, Private	4305									
204	Title I - Migrant Education	4340									
205	Title I - Other <i>(Describe & Itemize)</i>	4399									
206	Total Title I		400,000	0		0	0				
207	TITLE IV										
208	Title IV - Student Support & Academic Enrichment Grant	4400	3,000								

	A	B	C	D	E	F	G	H	I	J	K
1			(10)	(20)	(30)	(40)	(50)	(60)	(70)	(80)	(90)
2	Description: Enter Whole Numbers Only	Acct #	Educational	Operations & Maintenance	Debt Service	Transportation	Municipal Retirement/ Social Security	Capital Projects	Working Cash	Tort	Fire Prevention & Safety
209	Title IV - Part A – Student Support & Academic Enrichment Grants Safe and Drug Free Schools	4415									
210	Title IV - 21st Century	4421									
211	Title IV - Other (Describe & Itemize)	4499									
212	Total Title IV		3,000	0		0	0				
213	FEDERAL - SPECIAL EDUCATION										
214	Federal Special Education - Preschool Flow-Through	4600									
215	Federal Special Education - Preschool Discretionary	4605									
216	Federal Special Education - IDEA Flow Through	4620	500,277								
217	Federal Special Education - IDEA Room & Board	4625	350,000								
218	Federal Special Education - IDEA Discretionary	4630									
219	Federal Special Education - IDEA - Other (Describe & Itemize)	4699									
220	Total Federal Special Education		850,277	0		0	0				
221	CTE - PERKINS										
222	CTE - Perkins-Title IIIIE Tech Prep	4770	34,155								
223	CTE - Other (Describe & Itemize)	4799									
224	Total CTE - Perkins		34,155	0			0				
225	Federal - Adult Education	4810									
226	ARRA - General State Aid - Education Stabilization	4850									
227	ARRA - Title I - Low Income	4851									
228	ARRA - Title I - Neglected, Private	4852									
229	ARRA - Title I - Delinquent, Private	4853									
230	ARRA - Title I - School Improvement (Part A)	4854									
231	ARRA - Title I - School Improvement (Section 1003g)	4855									
232	ARRA - IDEA - Part B - Preschool	4856									
233	ARRA - IDEA - Part B - Flow-Through	4857									
234	ARRA - Title IID - Technology - Formula	4860									
235	ARRA - Title IID - Technology - Competitive	4861									
236	ARRA - McKinney - Vento Homeless Education	4862									
237	ARRA - Child Nutrition Equipment Assistance	4863									
238	Impact Aid Formula Grants	4864									
239	Impact Aid Competitive Grants	4865									
240	Qualified Zone Academy Bond Tax Credits	4866									
241	Qualified School Construction Bond Credits	4867									
242	Build America Bond Tax Credits	4868									
243	Build America Bond Interest Reimbursement	4869									
244	ARRA - General State Aid - Other Government Services Stabilization	4870									
245	Other ARRA Funds - II	4871									
246	Other ARRA Funds - III	4872									
247	Other ARRA Funds - IV	4873									
248	Other ARRA Funds - V	4874									
249	ARRA - Early Childhood	4875									
250	Other ARRA Funds - VII	4876									
251	Other ARRA Funds - VIII	4877									
252	Other ARRA Funds - IX	4878									
253	Other ARRA Funds - X	4879									
254	Other ARRA Funds - Ed Job Fund Program	4880									
255	Total Stimulus Programs		0	0	0	0	0	0		0	0
256	Race to the Top Program	4901									
257	Race to the Top - Preschool Expansion Grant	4902									
258	Title III - Instruction for English Learners & Immigrant Students	4905									
259	Title III - English Language Acquisition	4909	46,405								
260	McKinney Education for Homeless Children	4920									
261	Title II - Eisenhower - Professional Development Formula	4930									
262	Title II - Teacher Quality	4932	52,920								
263	Title II - Part A – Supporting Effective Instruction – State Grants	4935									

	A	B	C	D	E	F	G	H	I	J	K
1			(10)	(20)	(30)	(40)	(50)	(60)	(70)	(80)	(90)
2	Description: Enter Whole Numbers Only	Acct #	Educational	Operations & Maintenance	Debt Service	Transportation	Municipal Retirement/ Social Security	Capital Projects	Working Cash	Tort	Fire Prevention & Safety
264	Federal Charter Schools	4960									
265	State Assessment Grants	4981									
266	Grant for State Assessments and Related Activities	4982									
267	Medicaid Matching Funds - Administrative Outreach	4991	25,000								
268	Medicaid Matching Funds - Fee-For-Service Program	4992	55,000								
269	Other Restricted Grants Received from Fed. Govt. thru State <i>(Describe & Itemize)</i>	4998	1,553,613	300,000							
270	Total Restricted Grants-In-Aid Received from Federal Govt. Thru the State		3,020,370	300,000	0	0	0	0		0	0
271	TOTAL RECEIPTS/REVENUES FROM FEDERAL SOURCES	4000	3,020,370	300,000	0	0	0	0	0	0	0
272	TOTAL DIRECT RECEIPTS/REVENUES (without Student Activity Funds 1799)		33,839,083	6,664,312	2,673,272	2,847,732	983,666	0	9,000	311,134	0
273	TOTAL DIRECT RECEIPTS/REVENUES (with Student Activity Funds 1799)		34,489,083								

	A	B	C	D	E	F	G	H	I	J	K
1	Description: Enter Whole Numbers Only	Funct #	(100) Salaries	(200) Employee Benefits	(300) Purchased Services	(400) Supplies & Materials	(500) Capital Outlay	(600) Other Objects	(700) Non-Capitalized Equipment	(800) Termination Benefits	(900) Total
2											
3	10 - EDUCATIONAL FUND (ED)										
4	INSTRUCTION (ED)	1000									
5	Regular Programs	1100	8,691,883	2,424,042	872,017	399,984	195,800	26,950	7,600		12,618,276
6	Tuition Payment to Charter Schools	1115									0
7	Pre-K Programs	1125									0
8	Special Education Programs (Functions 1200 - 1220)	1200	2,631,489	851,288	71,800	55,900		1,000	3,000	5,000	3,619,477
9	Special Education Programs Pre-K	1225									0
10	Remedial and Supplemental Programs K-12	1250									0
11	Remedial and Supplemental Programs Pre-K	1275									0
12	Adult/Continuing Education Programs	1300	10,000	84							10,084
13	CTE Programs	1400	783,791	209,852	17,200	47,500	40,000	100	2,700		1,101,143
14	Interscholastic Programs	1500	903,434	56,922	244,000	176,000	109,750	99,900	55,000		1,645,006
15	Summer School Programs	1600	209,150	6,528	1,000	48,500					265,178
16	Gifted Programs	1650									0
17	Driver's Education Programs	1700	239,197	42,920	7,126	5,400	11,000				305,643
18	Bilingual Programs	1800	683,806	149,715	5,000	44,400					882,921
19	Truant Alternative & Optional Programs	1900									0
20	Pre-K Programs - Private Tuition	1910									0
21	Regular K-12 Programs Private Tuition	1911									0
22	Special Education Programs K-12 Private Tuition	1912						2,100,000			2,100,000
23	Special Education Programs Pre-K Tuition	1913									0
24	Remedial/Supplemental Programs K-12 Private Tuition	1914									0
25	Remedial/Supplemental Programs Pre-K Private Tuition	1915									0
26	Adult/Continuing Education Programs Private Tuition	1916									0
27	CTE Programs Private Tuition	1917									0
28	Interscholastic Programs Private Tuition	1918									0
29	Summer School Programs Private Tuition	1919									0
30	Gifted Programs Private Tuition	1920									0
31	Bilingual Programs Private Tuition	1921									0
32	Truants Alternative/Opt Ed Programs Private Tuition	1922									0
33	Student Activity Fund Expenditures	1999						650,000			650,000
34	Total Instruction ¹⁴ (Without Student Activity Funds 1999)	1000	14,152,750	3,741,351	1,218,143	777,684	356,550	2,227,950	68,300	5,000	22,547,728
35	Total Instruction ¹⁴ (With Student Activity Funds 1999)	1000	14,152,750	3,741,351	1,218,143	777,684	356,550	2,877,950	68,300	5,000	23,197,728
36	SUPPORT SERVICES (ED)	2000									
37	Support Services - Pupil	2100									
38	Attendance & Social Work Services	2110	606,004	139,858	5,000	2,100		1,000			753,962
39	Guidance Services	2120	694,806	181,911	30,825	1,900		200			909,642
40	Health Services	2130	169,233	48,577	21,800	7,400	3,000	100			250,110
41	Psychological Services	2140	160,764	30,368	55,000	5,500					251,632
42	Speech Pathology & Audiology Services	2150	103,858	32,945	3,000						139,803
43	Other Support Services - Pupils (Describe & Itemize)	2190									0
44	Total Support Services - Pupil	2100	1,734,665	433,659	115,625	16,900	3,000	1,300	0	0	2,305,149
45	Support Services - Instructional Staff	2200									
46	Improvement of Instruction Services	2210	289,348	54,104	172,209	29,500	0	1,000	0		546,161
47	Educational Media Services	2220	719,749	164,897	291,711	63,263	570,000		18,000		1,827,620
48	Assessment & Testing	2230	83,000	981	104,500						188,481
49	Total Support Services - Instructional Staff	2200	1,092,097	219,982	568,420	92,763	570,000	1,000	18,000	0	2,562,262
50	Support Services - General Administration	2300									
51	Board of Education Services	2310	6,000	30,026	261,000	8,500		16,300		299,260	621,086
52	Executive Administration Services	2320	311,000	10,000	8,500	6,000		15,000			350,500
53	Special Area Administration Services	2330	189,515	34,450	12,100	7,000		800			243,865
54	Tort Immunity Services	2361, 2365									0
55	Total Support Services - General Administration	2300	506,515	74,476	281,600	21,500	0	32,100	0	299,260	1,215,451
56	Support Services - School Administration	2400									
57	Office of the Principal Services	2410	783,278	180,998	123,000	60,500	2,000	1,000		6,000	1,156,776
58	Other Support Services - School Administration (Describe & Itemize)	2490									0
59	Total Support Services - School Administration	2400	783,278	180,998	123,000	60,500	2,000	1,000	0	6,000	1,156,776
60	Support Services - Business	2500									

	A	B	C	D	E	F	G	H	I	J	K
1	Description: Enter Whole Numbers Only	Funct #	(100) Salaries	(200) Employee Benefits	(300) Purchased Services	(400) Supplies & Materials	(500) Capital Outlay	(600) Other Objects	(700) Non-Capitalized Equipment	(800) Termination Benefits	(900) Total
61	Direction of Business Support Services	2510	131,000	16,188	38,407	700		3,000			189,295
62	Fiscal Services	2520	321,753	71,922		4,000		1,000		15,000	413,675
63	Operation & Maintenance of Plant Services	2540								20,000	20,000
64	Pupil Transportation Services	2550			11,860						11,860
65	Food Services	2560			168,000	1,000	30,000				199,000
66	Internal Services	2570									0
67	Total Support Services - Business	2500	452,753	88,110	218,267	5,700	30,000	4,000	0	35,000	833,830
68	Support Services - Central	2600									
69	Direction of Central Support Services	2610									0
70	Planning, Research, Development & Evaluation Services	2620									0
71	Information Services	2630	70,825	9,169	6,500	5,750		420			92,664
72	Staff Services	2640		24,369	10,000	10,000					44,369
73	Data Processing Services	2660	221,082	42,082	3,500	74,250		2,000			342,914
74	Total Support Services - Central	2600	291,907	75,620	20,000	90,000	0	2,420	0	0	479,947
75	Other Support Services - Misc. (Describe & Itemize)	2900				4,000					4,000
76	Total Support Services	2000	4,861,215	1,072,845	1,326,912	291,363	605,000	41,820	18,000	340,260	8,557,415
77	COMMUNITY SERVICES (ED)	3000	102,000	259	1,000	32,300					135,559
78	PAYMENTS TO OTHER DIST & GOVT UNITS (ED)	4000									
79	Payments to Other Dist & Govt Units (In-State)	4100									
80	Payments for Regular Programs	4110			41,000			12,000			53,000
81	Payments for Special Education Programs	4120									0
82	Payments for Adult/Continuing Education Programs	4130									0
83	Payments for CTE Programs	4140									0
84	Payments for Community College Programs	4170									0
85	Other Payments to In-State Govt Units - Programs (Describe & Itemize)	4190									0
86	Total Payments to Other Dist & Govt Units (In-State)	4100			41,000			12,000			53,000
87	Payments for Regular Programs - Tuition	4210						510,000			510,000
88	Payments for Special Education Programs - Tuition	4220						993,000			993,000
89	Payments for Adult/Continuing Education Programs - Tuition	4230									0
90	Payments for CTE Programs - Tuition	4240									0
91	Payments for Community College Programs - Tuition	4270									0
92	Payments for Other Programs - Tuition	4280									0
93	Other Payments to In-State Govt Units - Tuition (Describe & Itemize)	4290									0
94	Total Payments to Other Dist & Govt Units - Tuition (In State)	4200						1,503,000			1,503,000
95	Payments for Regular Programs - Transfers	4310									0
96	Payments for Special Education Programs - Transfers	4320									0
97	Payments for Adult/Continuing Ed Programs - Transfers	4330									0
98	Payments for CTE Programs - Transfers	4340									0
99	Payments for Community College Program - Transfers	4370									0
100	Payments for Other Programs - Transfers	4380									0
101	Other Payments to In-State Govt Units - Transfers (Describe & Itemize)	4390									0
102	Total Payments to Other Dist & Govt Units-Transfers (In State)	4300			0			0			0
103	Payments to Other Dist & Govt Units (Out of State)	4400			400,000			150,000			550,000
104	Total Payments to Other Dist & Govt Units	4000			441,000			1,665,000			2,106,000
105	DEBT SERVICE (ED)	5000									
106	Debt Service - Interest on Short-Term Debt	5100									
107	Tax Anticipation Warrants	5110									0
108	Tax Anticipation Notes	5120									0
109	Corporate Personal Property Repl Tax Anticipated Notes	5130									0
110	State Aid Anticipation Certificates	5140									0
111	Other Interest on Short-Term Debt (Describe & Itemize)	5150									0
112	Total Debt Service - Interest on Short-Term Debt	5100						0			0
113	Debt Service - Interest on Long-Term Debt	5200									0
114	Total Debt Service	5000						0			0
115	PROVISION FOR CONTINGENCIES (ED)	6000									0
116	Total Direct Disbursements/Expenditures (without Student Activity Funds (1999))		19,115,965	4,814,455	2,987,055	1,101,347	961,550	3,934,770	86,300	345,260	33,346,702
117	Total Direct Disbursements/Expenditures (with Student Activity Funds (1999))		19,115,965	4,814,455	2,987,055	1,101,347	961,550	4,584,770	86,300	345,260	33,996,702

	A	B	C	D	E	F	G	H	I	J	K
1	Description: Enter Whole Numbers Only	Funct #	(100) Salaries	(200) Employee Benefits	(300) Purchased Services	(400) Supplies & Materials	(500) Capital Outlay	(600) Other Objects	(700) Non-Capitalized Equipment	(800) Termination Benefits	(900) Total
118	Excess (Deficiency) of Receipts/Revenues Over Disbursements/Expenditures (without Student Activity Funds 1999)										492,381
119	Excess (Deficiency) of Receipts/Revenues Over Disbursements/Expenditures (with Student Activity Funds 1999)										492,381
120											
121	20 - OPERATIONS AND MAINTENANCE FUND (O&M)										
122	SUPPORT SERVICES (O&M)	2000									
123	Support Services - Pupil	2100									
124	Other Support Services - Pupils (Describe & Itemize)	2190									0
125	Support Services - Business	2500									
126	Direction of Business Support Services	2510									0
127	Facilities Acquisition & Construction Services	2530									0
128	Operation & Maintenance of Plant Services	2540	1,290,277	298,514	646,360	855,000	2,925,000	0	20,000	10,000	6,045,151
129	Pupil Transportation Services	2550									0
130	Food Services	2560									0
131	Total Support Services - Business	2500	1,290,277	298,514	646,360	855,000	2,925,000	0	20,000	10,000	6,045,151
132	Other Support Services - Misc. (Describe & Itemize)	2900									0
133	Total Support Services	2000	1,290,277	298,514	646,360	855,000	2,925,000	0	20,000	10,000	6,045,151
134	COMMUNITY SERVICES (O&M)	3000									0
135	PAYMENTS TO OTHER DIST & GOVT UNITS (O&M)	4000									
136	Payments to Other Dist & Govt Units (In-State)	4100									
137	Payments for Regular Programs	4110									0
138	Payments for Special Education Programs	4120									0
139	Payments for CTE Program	4140									0
140	Other Payments to In-State Govt Units - Programs (Describe & Itemize)	4190									0
141	Total Payments to Other Dist & Govt Units (In-State)	4100			0			0			0
142	Payments to Other Dist & Govt Units (Out of State) ¹⁴	4400									0
143	Total Payments to Other Dist & Govt Unit	4000			0			0			0
144	DEBT SERVICE (O&M)	5000									
145	Debt Service - Interest on Short-Term Debt	5100									
146	Tax Anticipation Warrants	5110									0
147	Tax Anticipation Notes	5120									0
148	Corporate Personal Prop Repl Tax Anticipated Notes	5130									0
149	State Aid Anticipation Certificates	5140									0
150	Other Interest on Short-Term Debt (Describe & Itemize)	5150									0
151	Total Debt Service - Interest on Short-Term Debt	5100						0			0
152	Debt Service - Interest on Long-Term Debt	5200									0
153	Total Debt Service	5000						0			0
154	PROVISION FOR CONTINGENCIES (O&M)	6000									0
155	Total Direct Disbursements/Expenditures		1,290,277	298,514	646,360	855,000	2,925,000	0	20,000	10,000	6,045,151
156	Excess (Deficiency) of Receipts/Revenues Over Disbursements/Expenditures										619,161
157											
158	30 - DEBT SERVICE FUND (DS)										
159	PAYMENTS TO OTHER DIST & GOVT UNITS (DS)	4000									
160	Payments to Other Dist & Govt Units (In-State)	4100									
161	Payments for Regular Programs	4110									0
162	Payments for Special Education Programs	4120									0
163	Other Payments to In-State Govt Units - Programs (Describe & Itemize)	4190									0
164	Total Payments to Other Dist & Govt Units (In-State)	4000						0			0
165	DEBT SERVICE (DS)	5000									
166	Debt Service - Interest on Short-Term Debt	5100									
167	Tax Anticipation Warrants	5110									0
168	Tax Anticipation Notes	5120									0
169	Corporate Personal Prop Repl Tax Anticipation Notes	5130									0
170	State Aid Anticipation Certificates	5140									0
171	Other Interest on Short-Term Debt (Describe & Itemize)	5150									0
172	Total Debt Service - Interest On Short-Term Debt	5100						0			0

	A	B	C	D	E	F	G	H	I	J	K
1	Description: Enter Whole Numbers Only	Funct #	(100) Salaries	(200) Employee Benefits	(300) Purchased Services	(400) Supplies & Materials	(500) Capital Outlay	(600) Other Objects	(700) Non-Capitalized Equipment	(800) Termination Benefits	(900) Total
173	Debt Service - Interest on Long-Term Debt	5200						1,147,350			1,147,350
174	Debt Service - Payments of Principal on Long-Term Debt ¹⁵ (Lease/Purchase Principal Retired) (Describe & Itemize)	5300						1,510,000			1,510,000
175	Debt Service - Other (Describe & Itemize)	5400						4,200			4,200
176	Total Debt Service	5000			0			2,661,550			2,661,550
177	PROVISION FOR CONTINGENCIES (DS)	6000									0
178	Total Direct Disbursements/Expenditures				0			2,661,550			2,661,550
179	Excess (Deficiency) of Receipts/Revenues Over Disbursements/Expenditures										11,722
180											
181	40 - TRANSPORTATION FUND (TR)										
182	SUPPORT SERVICES (TR)	2000									
183	Support Services - Pupils	2100									
184	Other Support Services - Pupils (Describe & Itemize)	2190									0
185	Support Services - Business										
186	Pupil Transportation Services	2550			2,766,721	500	80,000				2,847,221
187	Other Support Services - Business (Describe & Itemize)	2900									0
188	Total Support Services	2000	0	0	2,766,721	500	80,000	0	0	0	2,847,221
189	COMMUNITY SERVICES (TR)	3000									0
190	PAYMENTS TO OTHER DIST & GOVT UNITS (TR)	4000									
191	Payments to Other Dist & Govt Units (In-State)	4100									
192	Payments for Regular Program	4110									0
193	Payments for Special Education Programs	4120									0
194	Payments for Adult/Continuing Education Programs	4130									0
195	Payments for CTE Programs	4140									0
196	Payments for Community College Programs	4170									0
197	Other Payments to In-State Govt Units - Programs (Describe & Itemize)	4190									0
198	Total Payments to Other Dist & Govt Units (In-State)	4100			0			0			0
199	Payments to Other Dist & Govt Units (Out-of-State) (Describe & Itemize)	4400									0
200	Total Payments to Other Dist & Govt Units	4000			0			0			0
201	DEBT SERVICE (TR)	5000									
202	Debt Service - Interest on Short-Term Debt	5100									
203	Tax Anticipation Warrants	5110									0
204	Tax Anticipation Notes	5120									0
205	Corporate Personal Prop Repl Tax Anticipation Notes	5130									0
206	State Aid Anticipation Certificates	5140									0
207	Other Interest on Short-Term Debt (Describe & Itemize)	5150									0
208	Total Debt Service - Interest On Short-Term Debt	5100						0			0
209	Debt Service - Interest on Long-Term Debt	5200									0
210	Debt Service - Payments of Principal on Long-Term Debt ¹⁵ (Lease/Purchase Principal Retired) (Describe & Itemize)	5300									0
211	Debt Service - Other (Describe & Itemize)	5400									0
212	Total Debt Service	5000						0			0
213	PROVISION FOR CONTINGENCIES (TR)	6000									0
214	Total Direct Disbursements/Expenditures		0	0	2,766,721	500	80,000	0	0	0	2,847,221
215	Excess (Deficiency) of Receipts/Revenues Over Disbursements/Expenditures										511
216											
217	50 - MUNICIPAL RETIREMENT/SOC SEC FUND (MR/SS)										
218	INSTRUCTION (MR/SS)	1000									
219	Regular Program	1100		157,265							157,265
220	Pre-K Programs	1125									0
221	Special Education Programs (Functions 1200-1220)	1200		107,737							107,737
222	Special Education Programs Pre-K	1225									0
223	Remedial and Supplemental Programs K-12	1250									0
224	Remedial and Supplemental Programs Pre-K	1275									0
225	Adult/Continuing Education Programs	1300									0
226	CTE Programs	1400		10,928							10,928

	A	B	C	D	E	F	G	H	I	J	K
1	Description: Enter Whole Numbers Only	Funct #	(100) Salaries	(200) Employee Benefits	(300) Purchased Services	(400) Supplies & Materials	(500) Capital Outlay	(600) Other Objects	(700) Non-Capitalized Equipment	(800) Termination Benefits	(900) Total
2											
227	Interscholastic Programs	1500		44,562							44,562
228	Summer School Programs	1600		3,606							3,606
229	Gifted Programs	1650									0
230	Driver's Education Programs	1700		2,583							2,583
231	Bilingual Programs	1800		22,547							22,547
232	Truant Alternative & Optional Programs	1900									0
233	Total Instruction	1000		349,228							349,228
234	SUPPORT SERVICES (MR/SS)	2000									
235	Support Services - Pupil	2100									
236	Attendance & Social Work Services	2110		8,205							8,205
237	Guidance Services	2120		14,830							14,830
238	Health Services	2130		15,149							15,149
239	Psychological Services	2140		2,455							2,455
240	Speech Pathology & Audiology Services	2150		1,451							1,451
241	Other Support Services - Pupils (Describe & Itemize)	2190									0
242	Total Support Services - Pupil	2100		42,090							42,090
243	Support Services - Instructional Staff	2200									
244	Improvement of Instruction Services	2210		4,313							4,313
245	Educational Media Services	2220		103,262							103,262
246	Assessment & Testing	2230		222							222
247	Total Support Services - Instructional Staff	2200		107,797							107,797
248	Support Services - General Administration	2300									
249	Board of Education Services	2310		232							232
250	Executive Administration Services	2320		17,975							17,975
251	Special Area Administrative Services	2330		12,508							12,508
252	Claims Paid from Self Insurance Fund	2361									0
253	Risk Management and Claims Services Payments	2365									0
254	Total Support Services - General Administration	2300		30,715							30,715
255	Support Services - School Administration	2400									
256	Office of the Principal Services	2410		71,334							71,334
257	Other Support Services - School Administration (Describe & Itemize)	2490									0
258	Total Support Services - School Administration	2400		71,334							71,334
259	Support Services - Business	2500									
260	Direction of Business Support Services	2510		22,634							22,634
261	Fiscal Services	2520		49,680							49,680
262	Facilities Acquisition & Construction Services	2530									0
263	Operation & Maintenance of Plant Service	2540		216,818							216,818
264	Pupil Transportation Services	2550									0
265	Food Services	2560									0
266	Internal Services	2570									0
267	Total Support Services - Business	2500		289,132							289,132
268	Support Services - Central	2600									
269	Direction of Central Support Services	2610									0
270	Planning, Research, Development & Evaluation Services	2620									0
271	Information Services	2630		13,958							13,958
272	Staff Services	2640									0
273	Data Processing Services	2660		46,132							46,132
274	Total Support Services - Central	2600		60,090							60,090
275	Other Support Services - Misc. (Describe & Itemize)	2900									0
276	Total Support Services	2000		601,158							601,158
277	COMMUNITY SERVICES (MR/SS)	3000		34							34
278	PAYMENTS TO OTHER DIST & GOVT UNITS (MR/SS)	4000									
279	Payments for Regular Programs	4110									0
280	Payments for Special Education Programs	4120									0
281	Payments for CTE Programs	4140									0
282	Total Payments to Other Dist & Govt Units	4000		0							0
283	DEBT SERVICE (MR/SS)	5000									
284	Debt Service - Interest on Short-Term Debt	5100									

	A	B	C	D	E	F	G	H	I	J	K
1	Description: Enter Whole Numbers Only	Funct #	(100) Salaries	(200) Employee Benefits	(300) Purchased Services	(400) Supplies & Materials	(500) Capital Outlay	(600) Other Objects	(700) Non-Capitalized Equipment	(800) Termination Benefits	(900) Total
285	Tax Anticipation Warrants	5110									0
286	Tax Anticipation Notes	5120									0
287	Corporate Personal Prop Repl Tax Anticipation Notes	5130									0
288	State Aid Anticipation Certificates	5140									0
289	Other Interest on Short-Term Debt (Describe & Itemize)	5150									0
290	Total Debt Service	5000						0			0
291	PROVISION FOR CONTINGENCIES (MR/SS)	6000									0
292	Total Direct Disbursements/Expenditures			950,420				0			950,420
293	Excess (Deficiency) of Receipts/Revenues Over Disbursements/Expenditures										33,246
294											
295	60 - CAPITAL PROJECTS (CP)										
296	SUPPORT SERVICES (CP)	2000									
297	Support Services - Business										
298	Facilities Acquisition & Construction Services	2530									0
299	Other Support Services - Business (Describe & Itemize)	2900									0
300	Total Support Services	2000	0	0	0	0	0	0	0		0
301	PAYMENTS TO OTHER DIST & GOVT UNITS (CP)	4000									
302	Payments to Other Dist & Govt Units (In-State)	4100									
303	Payments to Regular Programs	4110									0
304	Payment for Special Education Programs	4120									0
305	Payment for CTE Programs	4140									0
306	Payments to Other Govt Units - Programs (In-State) (Describe & Itemize)	4190									0
307	Total Payments to Other Districts & Govt Units	4000			0			0			0
308	PROVISION FOR CONTINGENCIES (CP)	6000									0
309	Total Direct Disbursements/Expenditures		0	0	0	0	0	0	0		0
310	Excess (Deficiency) of Receipts/Revenues Over Disbursements/Expenditures										0
311											
312	70 WORKING CASH FUND (WC)										
313											
314	80 - TORT FUND (TF)										
315	INSTRUCTION (TF)	1000									
316	Regular Programs	1100									0
317	Tuition Payment to Charter Schools	1115									0
318	Pre-K Programs	1125									0
319	Special Education Programs (Functions 1200 - 1220)	1200									0
320	Special Education Programs Pre-K	1225									0
321	Remedial and Supplemental Programs K-12	1250									0
322	Remedial and Supplemental Programs Pre-K	1275									0
323	Adult/Continuing Education Programs	1300									0
324	CTE Programs	1400									0
325	Interscholastic Programs	1500									0
326	Summer School Programs	1600									0
327	Gifted Programs	1650									0
328	Driver's Education Programs	1700									0
329	Bilingual Programs	1800									0
330	Truant Alternative & Optional Programs	1900									0
331	Pre-K Programs - Private Tuition	1910									0
332	Regular K-12 Programs Private Tuition	1911									0
333	Special Education Programs K-12 Private Tuition	1912									0
334	Special Education Programs Pre-K Tuition	1913									0
335	Remedial/Supplemental Programs K-12 Private Tuition	1914									0
336	Remedial/Supplemental Programs Pre-K Private Tuition	1915									0
337	Adult/Continuing Education Programs Private Tuition	1916									0
338	CTE Programs Private Tuition	1917									0
339	Interscholastic Programs Private Tuition	1918									0
340	Summer School Programs Private Tuition	1919									0
341	Gifted Programs Private Tuition	1920									0
342	Bilingual Programs Private Tuition	1921									0

	A	B	C	D	E	F	G	H	I	J	K
1	Description: Enter Whole Numbers Only	Funct #	(100) Salaries	(200) Employee Benefits	(300) Purchased Services	(400) Supplies & Materials	(500) Capital Outlay	(600) Other Objects	(700) Non-Capitalized Equipment	(800) Termination Benefits	(900) Total
343	Truants Alternative/Opt Ed Programs Private Tuition	1922									0
344	Total Instruction ¹⁴	1000	0	0	0	0	0	0	0	0	0
345	SUPPORT SERVICES (TF)	2000									
346	Support Services - Pupil	2100									
347	Attendance & Social Work Services	2110									0
348	Guidance Services	2120									0
349	Health Services	2130									0
350	Psychological Services	2140									0
351	Speech Pathology & Audiology Services	2150									0
352	Other Support Services - Pupils (Describe & Itemize)	2190									0
353	Total Support Services - Pupil	2100	0	0	0	0	0	0	0	0	0
354	Support Services - Instructional Staff	2200									
355	Improvement of Instruction Services	2210									0
356	Educational Media Services	2220									0
357	Assessment & Testing	2230									0
358	Total Support Services - Instructional Staff	2200	0	0	0	0	0	0	0	0	0
359	Support Services - General Administration	2300									
360	Board of Education Services	2310									0
361	Executive Administration Services	2320									0
362	Special Area Administration Services	2330									0
363	Claims Paid from Self Insurance Fund	2361									0
364	Risk Management and Claims Services Payments	2365			310,854						310,854
365	Total Support Services - General Administration	2300	0	0	310,854	0	0	0	0	0	310,854
366	Support Services - School Administration	2400									
367	Office of the Principal Services	2410									0
368	Other Support Services - School Administration (Describe & Itemize)	2490									0
369	Total Support Services - School Administration	2400	0	0	0	0	0	0	0	0	0
370	Support Services - Business	2500									
371	Direction of Business Support Services	2510									0
372	Fiscal Services	2520									0
373	Facilities Acquisition & Construction Services	2530									0
374	Operation & Maintenance of Plant Services	2540									0
375	Pupil Transportation Services	2550									0
376	Food Services	2560									0
377	Internal Services	2570									0
378	Total Support Services - Business	2500	0	0	0	0	0	0	0	0	0
379	Support Services - Central	2600									
380	Direction of Central Support Services	2610									0
381	Planning, Research, Development & Evaluation Services	2620									0
382	Information Services	2630									0
383	Staff Services	2640									0
384	Data Processing Services	2660									0
385	Total Support Services - Central	2600	0	0	0	0	0	0	0	0	0
386	Other Support Services - Misc. (Describe & Itemize)	2900									0
387	Total Support Services	2000	0	0	310,854	0	0	0	0	0	310,854
388	COMMUNITY SERVICES (TF)	3000									0
389	PAYMENTS TO OTHER DIST & GOVT UNITS (TF)	4000									
390	Payments to Other Dist & Govt Units (In-State)	4100									
391	Payments for Regular Programs	4110									0
392	Payments for Special Education Programs	4120									0
393	Payments for Adult/Continuing Education Programs	4130									0
394	Payments for CTE Programs	4140									0
395	Payments for Community College Programs	4170									0
396	Other Payments to In-State Govt Units - Programs (Describe & Itemize)	4190									0
397	Total Payments to Other Dist & Govt Units (In-State)	4100			0			0			0
398	Payments for Regular Programs - Tuition	4210									0
399	Payments for Special Education Programs - Tuition	4220									0
400	Payments for Adult/Continuing Education Programs - Tuition	4230									0

	A	B	C	D	E	F	G	H	I	J	K
1	Description: Enter Whole Numbers Only	Funct #	(100) Salaries	(200) Employee Benefits	(300) Purchased Services	(400) Supplies & Materials	(500) Capital Outlay	(600) Other Objects	(700) Non-Capitalized Equipment	(800) Termination Benefits	(900) Total
2											
401	Payments for CTE Programs - Tuition	4240									0
402	Payments for Community College Programs - Tuition	4270									0
403	Payments for Other Programs - Tuition	4280									0
404	Other Payments to In-State Govt Units - Tuition (Describe & Itemize)	4290									0
405	Total Payments to Other Dist & Govt Units - Tuition (In State)	4200						0			0
406	Payments for Regular Programs - Transfers	4310									0
407	Payments for Special Education Programs - Transfers	4320									0
408	Payments for Adult/Continuing Ed Programs - Transfers	4330									0
409	Payments for CTE Programs - Transfers	4340									0
410	Payments for Community College Program - Transfers	4370									0
411	Payments for Other Programs - Transfers	4380									0
412	Other Payments to In-State Govt Units - Transfers (Describe & Itemize)	4390									0
413	Total Payments to Other Dist & Govt Units-Transfers (In State)	4300			0			0			0
414	Payments to Other Dist & Govt Units (Out of State)	4400									0
415	Total Payments to Other Dist & Govt Units	4000			0			0			0
416	DEBT SERVICE (TF)	5000									
417	Debt Service - Interest on Short-Term Debt										
418	Tax Anticipation Warrants	5110									0
419	Tax Anticipation Notes	5120									0
420	Corporate Personal Property Replacement Tax Anticipation Notes	5130									0
421	State Aid Anticipation Certificates	5140									0
422	Other Interest or Short-Term Debt (Describe & Itemize)	5150									0
423	Debt Service - Interest on Long-Term Debt	5200									0
424	Debt Service - Payments of Principal on Long-Term Debt ¹⁵ (Lease/Purchase Principal Retired) (Describe & Itemize)	5300									0
425	Debt Service - Other (Describe & Itemize)	5400									0
426	Total Debt Service	5000			0			0			0
427	PROVISION FOR CONTINGENCIES (TF)	6000									0
428	Total Direct Disbursements/Expenditures		0	0	310,854	0	0	0	0	0	310,854
429	Excess (Deficiency) of Receipts/Revenues Over Disbursements/Expenditures										280
430											
431	90 - FIRE PREVENTION & SAFETY FUND (FP&S)										
432	SUPPORT SERVICES (FP&S)	2000									
433	Support Services - Business	2500									
434	Facilities Acquisition & Construction Services	2530									0
435	Operation & Maintenance of Plant Service	2540									0
436	Total Support Services - Business	2500	0	0	0	0	0	0	0		0
437	Other Support Services - Misc. (Describe & Itemize)	2900									0
438	Total Support Services	2000	0	0	0	0	0	0	0		0
439	PAYMENTS TO OTHER DISTRICTS & GOVT UNITS (FP&S)	4000									
440	Payments to Regular Programs	4110									0
441	Payments to Special Education Programs	4120									0
442	Other Payments to In-State Govt Units - Programs (Describe & Itemize)	4190									0
443	Total Payments to Other Districts & Govt Units (FPS)	4000						0			0
444	DEBT SERVICE (FP&S)	5000									
445	Debt Service - Interest on Short-Term Debt	5100									
446	Tax Anticipation Warrants	5110									0
447	Other Interest on Short-Term Debt (Describe & Itemize)	5150									0
448	Total Debt Service - Interest on Short-Term Debt	5100						0			0
449	Debt Service - Interest on Long-Term Debt	5200									0
450	Debt Service - Payments of Principal on Long-Term Debt ¹⁵ (Lease/Purchase Principal Retired) (Describe & Itemize)	5300									0
451	Total Debt Service	5000						0			0
452	PROVISIONS FOR CONTINGENCIES (FP&S)	6000									0
453	Total Direct Disbursements/Expenditures		0	0	0	0	0	0	0		0
454	Excess (Deficiency) of Receipts/Revenues Over Disbursements/Expenditures										0

	B	C	D	E	F	G	H
1	If there is an amount in column C or column G, please describe the type of revenue or expenditure in column D or column H						
2	Revenue Check:	OK					
3	Expenditure Check:	OK					
4	Revenues Acct. (EstRev tab)	Amount	Describe Revenue	Expenditures Fund-Function (EstExp tab)	Amount	Describe Expenditures	
5	1190			10-2190			
6	1290			10-2490			
7	1614			10-2900	\$ 4,000	Supplies for homeless students	
8	1690			10-4190			
9	1790	\$ 70,000	Student participation	10-4290			
10	1819			10-4390			
11	1829			10-4400	\$ 550,000	Payments to outplaced residential facilities	
12	1890			10-5150			
13	1993			20-2190			
14	1999	\$ 40,500	Wellness Rebates, other miscellaneous	20-2900			
15	2300			20-4190			
16	3099			20-4400			
17	3199			20-5150			
18	3299			30-4190			
19	3499			30-5150			
20	3599			30-5300	\$ 1,510,000	Principal on bonds	
21	3999	\$ 1,500	Library Grant	30-5400	\$ 4,200	Fees associated with bonds	
22	4009			40-2190			
23	4090			40-2900			
24	4199			40-4190			
25	4299			40-4400			
26	4399			40-5150			
27	4499			40-5300			
28	4699			40-5400			
29	4799			50-2190			
30	4998	\$ 1,853,613	ESSER revenue	50-2490			
31				50-2900			
32				50-5150			
33				60-2900			
34				60-4190			
35				80-2190			
36				80-2490			
37				80-2900			
38				80-4190			
39				80-4290			
40				80-4390			
41				80-4400			
42				80-5150			
43				80-5300			
44				80-5400			
45				90-2900			
46				90-4190			
47				90-5150			
48				90-5300			

DEFICIT BUDGET SUMMARY INFORMATION - Operating Funds Only (School Districts Only)

Description	EDUCATIONAL FUND (10)	OPERATIONS & MAINTENANCE FUND (20)	TRANSPORTATION FUND (40)	WORKING CASH FUND (70)	TOTAL
Direct Revenues	33,839,083	6,664,312	2,847,732	9,000	43,360,127
Direct Expenditures	33,346,702	6,045,151	2,847,221		42,239,074
Difference	492,381	619,161	511	9,000	1,121,053
Estimated Fund Balance - June 30, 2024	18,103,060	5,599,609	1,456,594	2,069,448	27,228,711

Balanced budget; no Deficit Reduction Plan is required.

A deficit reduction plan is required if the local board of education adopts (or amends) the 2023-2024 school district budget in which the "operating funds" listed above result in direct revenues (line 9, BudgetSum 2-4) being less than direct expenditures (line 19, BudgetSum 2-4) by an amount equal to or greater than one-third (1/3) of the ending fund balance (line 81, BudgetSum 2-4).

Note: The balance is determined using only the four funds listed above. That is, if the estimated ending fund balance is less than three times the deficit spending, the district must adopt and file with ISBE a deficit reduction plan to balance the shortfall within three years.

Per School Code (105 ILCS 5/17-1) - If the Deficit AFR Summary Information tab from the 2022-2023 Annual Financial Report (AFR) reflects a deficit as defined above, then the school district shall adopt and submit a deficit reduction plan (found here on page 23-27) to ISBE within 30 days after acceptance of the AFR.

The deficit reduction plan, if required, is developed using ISBE guidelines and format.

	A	B	C	D	E	F	G
1	*School Districts Only 19022094016 <i>District Number</i> CHSD 94 <i>District Name</i>		DEFICIT REDUCTION PLAN ESTIMATED BUDGET FY2023-2024				
2							
3							
4							
5							
6			Educational Fund	Operations & Maintenance Fund	Transportation Fund	Working Cash Fund	Total
7	ESTIMATED BEGINNING FUND BALANCE (must equal prior Ending Fund Balance)		17,601,679	4,980,448	1,456,083	2,069,448	26,107,658
8	RECEIPTS/REVENUES	Acct #					
9	LOCAL SOURCES	1000	24,006,480	4,864,312	1,639,187	9,000	30,518,979
10	FLOW-THROUGH RECEIPTS/REVENUES FROM ONE DISTRICT TO ANOTHER DISTRICT	2000	0	0	0		0
11	STATE SOURCES	3000	6,812,233	1,500,000	1,208,545	0	9,520,778
12	FEDERAL SOURCES	4000	3,020,370	300,000	0	0	3,320,370
13	Total Receipts/Revenues		33,839,083	6,664,312	2,847,732	9,000	43,360,127
14	DISBURSEMENTS/EXPENDITURES	Funct #					
15	INSTRUCTION	1000	22,547,728				22,547,728
16	SUPPORT SERVICES	2000	8,557,415	6,045,151	2,847,221		17,449,787
17	COMMUNITY SERVICES	3000	135,559	0	0		135,559
18	PAYMENTS TO OTHER DISTRICTS & GOVT. UNITS	4000	2,106,000	0	0		2,106,000
19	DEBT SERVICES	5000	0	0	0		0
20	PROVISION FOR CONTINGENCIES	6000	0	0	0		0
21	Total Disbursements/Expenditures		33,346,702	6,045,151	2,847,221		42,239,074
22	Excess of Receipts/Revenue Over/(Under) Disbursements/Expenditures		492,381	619,161	511	9,000	1,121,053
23	OTHER SOURCES/USES OF FUNDS						
24	OTHER SOURCES OF FUNDS (7000)		9,000	0	0	0	9,000
25	OTHER USES OF FUNDS (8000)		0	0	0	9,000	9,000
26	TOTAL OTHER SOURCES/USES OF FUNDS		9,000	0	0	(9,000)	0
27	ESTIMATED ENDING FUND BALANCE		18,103,060	5,599,609	1,456,594	2,069,448	27,228,711

	A	B	H	I	J	K	L
1	*School Districts Only 19022094016 <i>District Number</i> CHSD 94 <i>District Name</i>		ESTIMATED BUDGET FY2024-2025				
2							
3							
4							
5							
6			Educational Fund	Operations & Maintenance Fund	Transportation Fund	Working Cash Fund	Total
7	ESTIMATED BEGINNING FUND BALANCE <i>(must equal prior Ending Fund Balance)</i>		18,103,060	5,599,609	1,456,594	2,069,448	27,228,711
8	RECEIPTS/REVENUES	Acct #					
9	LOCAL SOURCES	1000					0
10	FLOW-THROUGH RECEIPTS/REVENUES FROM ONE DISTRICT TO ANOTHER DISTRICT	2000					0
11	STATE SOURCES	3000					0
12	FEDERAL SOURCES	4000					0
13	Total Receipts/Revenues		0	0	0	0	0
14	DISBURSEMENTS/EXPENDITURES	Funct #					
15	INSTRUCTION	1000					0
16	SUPPORT SERVICES	2000					0
17	COMMUNITY SERVICES	3000					0
18	PAYMENTS TO OTHER DISTRICTS & GOVT. UNITS	4000					0
19	DEBT SERVICES	5000					0
20	PROVISION FOR CONTINGENCIES	6000					0
21	Total Disbursements/Expenditures		0	0	0		0
22	Excess of Receipts/Revenue Over/(Under) Disbursements/Expenditures		0	0	0	0	0
23	OTHER SOURCES/USES OF FUNDS						
24	OTHER SOURCES OF FUNDS (7000)						0
25	OTHER USES OF FUNDS (8000)						0
26	TOTAL OTHER SOURCES/USES OF FUNDS		0	0	0	0	0
27	ESTIMATED ENDING FUND BALANCE		18,103,060	5,599,609	1,456,594	2,069,448	27,228,711

	A	B	M	N	O	P	Q
1	*School Districts Only 19022094016 <i>District Number</i> CHSD 94 <i>District Name</i>		ESTIMATED BUDGET FY2025-2026				
2							
3							
4							
5							
6			Educational Fund	Operations & Maintenance Fund	Transportation Fund	Working Cash Fund	Total
7	ESTIMATED BEGINNING FUND BALANCE (must equal prior Ending Fund Balance)		18,103,060	5,599,609	1,456,594	2,069,448	27,228,711
8	RECEIPTS/REVENUES	Acct #					
9	LOCAL SOURCES	1000					0
10	FLOW-THROUGH RECEIPTS/REVENUES FROM ONE DISTRICT TO ANOTHER DISTRICT	2000					0
11	STATE SOURCES	3000					0
12	FEDERAL SOURCES	4000					0
13	Total Receipts/Revenues		0	0	0	0	0
14	DISBURSEMENTS/EXPENDITURES	Funct #					
15	INSTRUCTION	1000					0
16	SUPPORT SERVICES	2000					0
17	COMMUNITY SERVICES	3000					0
18	PAYMENTS TO OTHER DISTRICTS & GOVT. UNITS	4000					0
19	DEBT SERVICES	5000					0
20	PROVISION FOR CONTINGENCIES	6000					0
21	Total Disbursements/Expenditures		0	0	0		0
22	Excess of Receipts/Revenue Over/(Under) Disbursements/Expenditures		0	0	0	0	
23	OTHER SOURCES/USES OF FUNDS						
24	OTHER SOURCES OF FUNDS (7000)						0
25	OTHER USES OF FUNDS (8000)						0
26	TOTAL OTHER SOURCES/USES OF FUNDS		0	0	0	0	0
27	ESTIMATED ENDING FUND BALANCE		18,103,060	5,599,609	1,456,594	2,069,448	27,228,711

	A	B	R	S	T	U	V
1	*School Districts Only 19022094016 <i>District Number</i> CHSD 94 <i>District Name</i>		ESTIMATED BUDGET FY2026-2027				
2							
3							
4							
5							
6			Educational Fund	Operations & Maintenance Fund	Transportation Fund	Working Cash Fund	Total
7	ESTIMATED BEGINNING FUND BALANCE <i>(must equal prior Ending Fund Balance)</i>		18,103,060	5,599,609	1,456,594	2,069,448	27,228,711
8	RECEIPTS/REVENUES	Acct #					
9	LOCAL SOURCES	1000					0
10	FLOW-THROUGH RECEIPTS/REVENUES FROM ONE DISTRICT TO ANOTHER DISTRICT	2000					0
11	STATE SOURCES	3000					0
12	FEDERAL SOURCES	4000					0
13	Total Receipts/Revenues		0	0	0	0	0
14	DISBURSEMENTS/EXPENDITURES	Funct #					
15	INSTRUCTION	1000					0
16	SUPPORT SERVICES	2000					0
17	COMMUNITY SERVICES	3000					0
18	PAYMENTS TO OTHER DISTRICTS & GOVT. UNITS	4000					0
19	DEBT SERVICES	5000					0
20	PROVISION FOR CONTINGENCIES	6000					0
21	Total Disbursements/Expenditures		0	0	0		0
22	Excess of Receipts/Revenue Over/(Under) Disbursements/Expenditures		0	0	0		0
23	OTHER SOURCES/USES OF FUNDS						
24	OTHER SOURCES OF FUNDS (7000)						0
25	OTHER USES OF FUNDS (8000)						0
26	TOTAL OTHER SOURCES/USES OF FUNDS		0	0	0	0	0
27	ESTIMATED ENDING FUND BALANCE		18,103,060	5,599,609	1,456,594	2,069,448	27,228,711

	A	B	W	X	Y	Z
1	*School Districts Only 19022094016 <i>District Number</i> CHSD 94 <i>District Name</i>		SUMMARY BUDGET ADDENDUM - DEFICIT REDUCTION PLAN ESTIMATED BUDGET <i>Date of Adoption:</i> <i>(Enter as MM/DD/YY)</i>			
2						
3						
4						
5			FY2023-2024	FY2024-2025	FY2025-2026	FY2026-2027
6						
7	ESTIMATED BEGINNING FUND BALANCE <i>(must equal prior Ending Fund Balance)</i>		26,107,658	27,228,711	27,228,711	27,228,711
8	RECEIPTS/REVENUES	Acct #				
9	LOCAL SOURCES	1000	30,518,979	0	0	0
10	FLOW-THROUGH RECEIPTS/REVENUES FROM ONE DISTRICT TO ANOTHER DISTRICT	2000	0	0	0	0
11	STATE SOURCES	3000	9,520,778	0	0	0
12	FEDERAL SOURCES	4000	3,320,370	0	0	0
13	Total Receipts/Revenues		43,360,127	0	0	0
14	DISBURSEMENTS/EXPENDITURES	Funct #				
15	INSTRUCTION	1000	22,547,728	0	0	0
16	SUPPORT SERVICES	2000	17,449,787	0	0	0
17	COMMUNITY SERVICES	3000	135,559	0	0	0
18	PAYMENTS TO OTHER DISTRICTS & GOVT. UNITS	4000	2,106,000	0	0	0
19	DEBT SERVICES	5000	0	0	0	0
20	PROVISION FOR CONTINGENCIES	6000	0	0	0	0
21	Total Disbursements/Expenditures		42,239,074	0	0	0
22	Excess of Receipts/Revenue Over/(Under) Disbursements/Expenditures		1,121,053	0	0	0
23	OTHER SOURCES/USES OF FUNDS					
24	OTHER SOURCES OF FUNDS (7000)		9,000	0	0	0
25	OTHER USES OF FUNDS (8000)		9,000	0	0	0
26	TOTAL OTHER SOURCES/USES OF FUNDS		0	0	0	0
27	ESTIMATED ENDING FUND BALANCE		27,228,711	27,228,711	27,228,711	27,228,711

Deficit Reduction Plan-Background/Assumptions (School Districts Only)

**Fiscal Year 2023-2024
through Fiscal Year 2026-2027**

CHSD 94 19022094016

Please complete the following schedule and include a brief description to identify any areas of the budget that will be impacted from one year to the next. If the deficit reduction plan relies upon new local revenues, identify contingencies for further budget reductions which will be enacted in the event those new revenues are not available.

1. Background and Narrative of Budget Reductions:

2. Assumptions Used in the Deficit Reduction Plan:

- EBF and Estimated New Tier Funding:

- Equal Assessed Valuation and Tax Rates:

- Employee Salaries and Benefits:

Deficit Reduction Plan-Background/Assumptions (School Districts Only)

***Fiscal Year 2023-2024
through Fiscal Year 2026-2027***

- Short- and Long-Term Borrowing:

- Educational Impact:

- Other Assumptions:

- Has the district considered shared services or outsourcing (Ex: Transportation, Insurance)? If yes, please explain:

Evidence-Based Funding: Fiscal Year 2024 Spending Plan

COMMUNITY HIGH SCH DISTRICT 94

Part I: Achieving Student Growth and Making Progress Toward State Education Goals

The questions below allow you to indicate the strategic priorities and strategies that will drive your efforts to achieve student growth and make progress toward state education goals. These may involve investing in any combination of an Organizational Unit's core resources time, money, people, and programs.

Collaboration Opportunity - Organizational Units may find that Part I is most easily and effectively completed if led by program leaders in consultation with finance leaders.

1) What are the Organizational Unit's strategic goals for student success for the 2023-24 school year? What measures will be used to evaluate progress? (No more than 2000 characters, including spaces.)

	Top Strategy 1	Top Strategy 2	Top Strategy 3
2) Select the top three strategies that the Organizational Unit will employ to achieve student growth and make progress toward state education goals. (Select three different responses from the dropdown list.)	Maintain or expand pupil support services	Maintain or increase equitable resource allocation for students so that more dollars benefit students in greater need	Increase number and/or quality of community, parent, and family engagement opportunities
If "Other" was selected in question 2, please describe. (No more than 1000 characters, including spaces.)			

Part II: Planned Use of Evidence-Based Funding

The questions below provide an opportunity to document the stakeholders with whom you consulted and the data you analyzed as you determined your strategic allocations of FY 2024 EBF dollars. Key statistics related to EBF distributions are provided for your reference. Form 50-36/50-39 is typically released before current-year appropriations are known. Therefore, the figures provided are for the prior fiscal year.

Collaboration Opportunity - Organizational Units may find that questions in this section are most easily and effectively completed if led by finance leaders in consultation with program leaders.

Evidence-Based Funding Organizational Unit Results (FY 2023)	Final Resources / Adequacy Target = Percent of Adequacy	Average Student Enrollment	2,038.00	Adequacy Target	\$35,277,205.64
		Final Resources	\$23,409,002.52	Percent of Adequacy	66%
	Base Funding Minimum + Tier Funding = Gross State Contribution	Tier Assignment	1	Gross State Contribution	\$6,465,327.06
		FY23 Base Funding Minimum	\$5,438,892.36	FY 2023 Tier Funding	\$1,026,434.70
	Within FY 2023 Gross State Contribution, Resources Attributable to Specific Populations	Low-Income Students	\$1,524,480.32		
		English Learners (ELs)	\$318,779.84		
		Special Education	\$877,383.38		
			FY 2024 Tier Funding	Funding Type (Select)	*Note: Tier Funding allocations are published annually at https://www.isbe.net/Pages/ebfdistribution.aspx . Amounts are available in early August. Districts are encouraged to use actual funding amounts if they are available before transmitting the budget to ISBE.
1)	FY 2024 Tier Funding Allocation*: Enter the dollar amount of Tier Funding allocated to the Organizational Unit within the FY 2024 Gross State Contribution. Enter "0" if current-year appropriations did not include Tier Funding. Select whether the amount is estimated or actual funding.		\$1,026,434.70	Actual	

		Data Source 1	Data Source 2	Data Source 3			
2)	Select the <u>top three</u> sources of data used to inform the Organizational Unit's planned allocation of EBF dollars. (Select three different responses.)	Student growth and achievement data, disaggregated by student groups	Educator shortages, retention and recruitment data	Student grades or other local academic performance data			
3)	Indicate with which groups the Organizational Unit engaged to inform its intended allocation of EBF dollars. (Select any that apply; otherwise leave blank.)	Bilingual Program Director(s)	Yes	Principals	Yes	Bilingual Parent Advisory Committee	Yes
		Special Ed. Program Director(s)	Yes	School Improvement Teams		Other Parent Group(s)	
		Other Program Leaders	Yes	Teacher or Support Staff Unions		Community Focus Group(s)	
		School Board Members	Yes	Other School Staff		Other	
	[Optional] Provide a brief description of the Organizational Unit's process for consulting with internal and external stakeholders in determining the allocation of EBF dollars. (No more than 1000 characters, including spaces.)						
		Priority Investment 1	Priority Investment 2	Priority Investment 3			
4)	Given the data analyzed, the stakeholders consulted, and the priorities identified in Part I, indicate the top three priority investments the Organizational Unit will make with its FY 2024 Base Funding Minimum (e.g., excluding Tier Funding). Choose "Other" if investments do not match the provided list. (Select three different responses. "Other" may be selected more than once if needed.)	Core Teachers	Core Intervention Teacher	Maintenance & Operations			
	If "Other" was selected in question 4, please describe. (No more than 1000 characters, including spaces.)						
Cost Factor Table							
5)	<p>The table below presents the regionally adjusted amount embedded in the Organizational Unit's FY 2023 Adequacy Target for each of the 34 cost factors in the Evidence-Based Funding model (Column F). Column G is required for all Organizational Units that receive at least \$5,000 in Tier Funding, while column H is optional. Organizational Units may choose to provide additional narrative context in Columns I-M to elaborate on the figures included in the table. ISBE has produced guidance for populating the cost factor table. The guidance includes a definition for each cost factor, along with suggestions for using Employee Information System position codes and common expenditure accounts to support a determination of expenditures. This guidance is available at https://www.isbe.net/ebfspendingplan.</p> <p>Column G: If the Organizational Unit will receive at least \$5,000 in FY 2024 Tier Funding (as entered in Q2.1/cell G31), column G is required. Please indicate the Organizational Unit's planned expenditures in FY 2024 from Tier Funds only. Organizational Units are not expected to place a value in each cell. Rather, the table allows for the communication of priority investments with new state resources for the current fiscal year. During years in which there is no new Tier Funding, column G will not be required. During years in which Tier Funding is available, the amount of new Tier Funding entered in Q2.1/cell G31 above must equal the sum in cell G90 below. If some or all Tier Funding is invested outside of the cost factors, enter a dollar amount in cell G89 and provide additional context in the space for a narrative beginning in row 93.</p> <p>Column H: Optionally, Organizational Units may populate column H with total planned expenditures in FY 2024 for each cost factor from all revenue sources (e.g., not just from EBF). By comparing the figures in column F to the figures entered in column H, the Organizational Unit may engage local stakeholders in productive dialogue about resource allocation decisions.</p>						
Cost Factors		Amount in FY 2023 Adjusted Adequacy Target	Budgeted FY 2024 Investments with New Tier Funding [Required]	Budgeted FY 2024 Expenditures (All Resources) [Optional]	Optional District Narratives		
Core Investments	Core Teachers	\$7,699,114.16	\$475,000.00		Enter optional context for core investment decisions.		
	Specialist Teachers	\$2,566,114.74					
	Instructional Facilitator	\$842,051.87					
	Core Intervention Teacher	\$280,133.05					
	Substitute Teachers	\$290,684.28					
	Guidance Counselor	\$728,522.11					
	Nurse	\$174,101.97					
	Supervisory Aide	\$305,647.29					
	Librarian	\$280,025.52					
	Librarian Aide	\$203,664.87					
	Principal	\$418,160.13					
	Assistant Principal	\$360,664.68					
	School Site Staff	\$366,757.35					
	Subtotal		\$14,515,642.02	\$475,000.00			

Per Student Investments	Gifted	\$183,420.00			Enter optional context for per student investment decisions.	
	Professional Development	\$254,750.00				
	Instructional Materials	\$548,222.00				
	Assessments	\$59,102.00				
	Computer & Tech Equipment	\$1,163,698.00				
	Student Activities	\$1,587,602.00				
	Maintenance & Operations	\$2,500,626.00	\$100,000.00			
	Central Office	\$1,799,554.00				
	Employee Benefits	\$6,350,556.43	\$451,434.70			
	Subtotal*	\$14,553,135.47	\$551,434.70			
Additional Investments	Low-Income Intervention Teacher	\$704,511.11			Enter optional context for additional investment decisions.	
	Low-Income Pupil Support Staff	\$704,511.11				
	Low-Income Extended Day Teacher	\$733,235.81				
	Low-Income Summer School Teacher	\$733,235.81				
	EL Intervention Teacher	\$306,900.76				
	EL Pupil Support Staff	\$306,900.76				
	EL Extended Day Teacher	\$319,751.28				
	EL Summer School Teacher	\$319,751.28				
	EL Core Teacher	\$384,003.91				
	Sp Ed Teacher	\$1,092,294.59				
	Sp Ed Instructional Assistant	\$433,425.25				
	Sp Ed Psychologist	\$169,906.36				
	Subtotal	\$6,208,428.03				
	Other Investments					
	Total**	\$35,277,205.64	\$1,026,434.70			
					Tier Funding Check (Cell G90)	Complete, G90-G31
<p>*The subtotal for Per Student Investments is a calculated figure that adjusts salary portions of Central Office and Maintenance & Operations to account for regional salary differences. As a result, the sum of each individual cost factor will not equal the subtotal.</p> <p>**The total is the Final Adequacy Target (adjusted for Regionalization Factor) calculated in the Full FY 2023 EBF Calculation file. Due to differences in rounding, this figure may vary slightly from the sum of the subtotals in this table.</p>						
<p>If some or all Tier Funding was invested outside of the cost factors, please describe. (No more than 1000 characters, including spaces.)</p>						
<p align="center">Part III: Support for Special Student Groups</p> <p>EBF statute sets aside specific allocations to be spent for special education, English learners, and low-income students. Per statute these designated funds must be spent on programs and services benefiting these specific student groups. Funds for English learners and low-income students must be spent in addition to, and not in lieu of, funding that supports general programs of instruction for all students. Funds attributable to special education must be used for the provision of special education facilities and services as outlined in ILCS 14-1.08. Current-year EBF amounts attributable to each of the special student groups must be reported in cells G100-G102 below. If the Organizational Unit received at least \$5,000 for any of the student groups, a response to the questions below is required. For amounts less than \$5,000, a response is optional. All other EBF funds may be spent in any manner deemed appropriate by the school district.</p> <p>Collaboration Opportunity - Organizational Units may find that questions in this section are most easily and effectively completed through collaboration between program leaders affiliated with each student group and finance leaders.</p>						
1)	FY 2024 Student Population Allocations*: Enter the dollar amount of resources attributable to Specific Populations within the FY24 Gross State Contribution. Enter "0" if no funds are allocated for a student group. Select whether amounts are estimated or actual.	Low-Income Students	Enter Amounts	Select type	*Note: Allocations for each of the three student groups are published annually at isbe.net/ebfdist under "Reports." Amounts are typically available by September 1. Districts are encouraged to use actual amounts if they are available before transmitting the budget to ISBE.	
		English Learners	\$1,500,000.00	Estimated		
			\$900,000.00	Estimated		
		Special Education	\$3,700,000.00	Estimated		

2)	Organizational Unit investment of EBF dollars for low-income students: Select the investments that apply. (Optionally, dollar amounts for each investment may be entered.) Response Required	Low-Income Intervention Teacher	Yes	Low-Income Extended Day Teacher		Other Investments					
		[Optional - Enter \$]		[Optional - Enter \$]		[Optional - Enter \$]					
		Low-Income Pupil Support Staff	Yes	Low-Income Summer School Teacher							
		[Optional - Enter \$]		[Optional - Enter \$]							
Additional context for the Organizational Unit's planned use of dollars attributable to low-income students in FY 2024. (Required if "Other Investments" selected above. No more than 500 characters, including spaces.)											
3)	Organizational Unit investment of EBF dollars for English learners: Select the investments that apply. (Optionally, dollar amounts for each investment may be entered.) Response Required	English Learner Intervention Teacher	Yes	English Learner Extended Day Teacher		English Learner Core Teacher	Yes				
		[Optional - Enter \$]		[Optional - Enter \$]		[Optional - Enter \$]					
		English Learner Pupil Support Staff	Yes	English Learner Summer School Teacher		Other Investments					
		[Optional - Enter \$]		[Optional - Enter \$]		[Optional - Enter \$]					
Additional context for the Organizational Unit's planned use of dollars attributable to English learners in FY 2024. (Required if "Other Investments" selected above. No more than 500 characters, including spaces.)											
4)	Organizational Units investment of EBF dollars for Special Education: Select the investments that apply. (Optionally, dollar amounts for each investment may be entered.) Response Required	Special Education Teacher	Yes	Special Education Psychologist	Yes						
		[Optional - Enter \$]		[Optional - Enter \$]							
		Special Education Instructional Assistant	Yes	Other Investments							
		[Optional - Enter \$]		[Optional - Enter \$]							
Additional context for the Organizational Unit's planned use of dollars attributable to Special Education students in FY 2024. (Required if "Other Investments" selected above. No more than 500 characters, including spaces.)											
Plan Assurances											
Please complete the assurances below related to Article 14C of the Illinois School Code, which stipulates allowable expenditures for English learners. Organizational Units should maintain supporting documentation (e.g., sign-in sheets, meeting agendas) to affirm the veracity of the below assurances. Note that a separate collection of the Bilingual Service Plan takes place before each school year and must be separately reviewed by the Bilingual Parent Advisory Committee (BPAC). Responses in this plan should be aligned with information contained in the Bilingual Service Plan. Responses in this section are only required if an Organizational Unit receives any amount of EBF dollars attributable to English learners.											
Collaboration Opportunity - Organizational Units may find that the plan assurances are most easily and effectively completed if led by program leaders.											
1). "I hereby affirm that at least 60% of the school district's state funds attributable to English learners will be used for instructional costs of programs and services for English learners (function 1000), in accordance with Article 14C of the Illinois School Code. The remaining balance of state funds attributable to English learners will also be used to serve English learners." Required <input type="text" value="Yes"/>											
2). "My school district has at least one attendance center with 20 or more English learners (including parental refusals) who speak the same home language other than English in grades K-12. Alternatively and/or additionally, my school district has at least one attendance center with 20 or more English learners (including parent refusals) who speak the same home language other than English in pre-K." Required <input type="text" value="Yes"/>											
3). "I hereby affirm that the school district's BPAC will review this EBF Spending Plan by or before October 31, 2023." Required <input type="text" value="Yes"/>											
4). Enter the anticipated date on which the BPAC review will take place and the name of the BPAC chair for SY 2023-24. Required <table border="1" style="width: 100%;"> <tr> <td style="width: 30%;">BPAC Meeting (MM/DD/YYYY)</td> <td></td> </tr> <tr> <td>Name of Chair</td> <td></td> </tr> </table>								BPAC Meeting (MM/DD/YYYY)		Name of Chair	
BPAC Meeting (MM/DD/YYYY)											
Name of Chair											

Spending Plan Completion Tracker		
Use the information below to confirm completion of all required questions. Note that the "status" column adjusts to responses, so the tracker is most helpful to consult <u>after</u> you have completed the spending plan.		
Question	Status	Acceptance Criteria
Part 1, Q1	Incomplete	Character length of response must be >10 and <=2000, including spaces.
Part 1, Q2	Complete	A <u>different</u> response must be selected in G11, I11, and L11; cells cannot be blank.
Part 1, Q2 (Narrative)	Complete	Response required only if "Other" selected in G11, I11, or L11; character length of response must be >10 and <=1000, including spaces.
Part 2, Q1	Complete	A numeric value must be entered in cell G31 (estimated or actual Tier Funding, or 0 if appropriations did not include Tier Funding). A type must be selected in cell H31.
Part 2, Q2	Complete	A <u>different</u> response must be selected in G35, I35, and L35; cells cannot be blank.
Part 2, Q3	Complete	At least one response must be selected.
Part 2, Q4	Complete	Cells G43, I43, and L43 cannot be blank. "Other" may be selected more than once, but other responses may not be repeated.
Part 2, Q4 (Narrative)	Complete	Response required only if "Other" selected in G43, I43, or L43; character length of response must be >10 and <=1000, including spaces.
Part 2, Q5 (Cell G90)	Complete	Cell G90 must be equal to the value in cell G31.
Part 2, Q5 (Narrative)	Complete	Response required only if a value was entered in cell G89; character length of response must be >10 and <=1000, including spaces.
Part 3, Q1 Low-Income Funds	Complete	A numeric value must be entered, which may be "0" if the organizational unit received no funding for the specified student group. A type must be selected in cell H100.
Part 3, Q1 English Learner Funds	Complete	A numeric value must be entered, which may be "0" if the organizational unit received no funding for the specified student group. A type must be selected in cell H101.
Part 3, Q1 Spec. Ed. Funds	Complete	A numeric value must be entered, which may be "0" if the organizational unit received no funding for the specified student group. A type must be selected in cell H102.
Part 3, Q2	Complete	At least one response must be selected.
Part 3, Q2 (Narrative)	Complete	Response required only if "Other Investments" was selected in the previous question; character length of response must be >10 and <=500, including spaces.
Part 3, Q3	Complete	At least one response must be selected.
Part 3, Q3 (Narrative)	Complete	Response required only if "Other Investments" was selected in the previous question; character length of response must be >10 and <=500, including spaces.
Part 3, Q4	Complete	At least one response must be selected.
Part 3, Q4 (Narrative)	Complete	Response required only if "Other Investments" was selected in the previous question; character length of response must be >10 and <=500, including spaces.
Assurances 1	Complete	Response required if the value entered in cell G101>0.
Assurances 2	Complete	Response required if the value entered in cell G101>0.
Assurances 3	Complete	Response required if "Yes" selected in cell E133.
Assurances 4 (Meeting Date)	Incomplete	Response required if "Yes" selected in cell E133; enter date in MM/DD/YYYY format.
Assurances 4 (Name of Chair)	Incomplete	Response required if "Yes" selected in cell E133.

ESTIMATED LIMITATION OF ADMINISTRATIVE COSTS (School Districts Only)*(For Local Use Only)*

This is an estimated Limitation of Administrative Costs Worksheet only and will not be accepted for Official Submission of the Limitation of Administrative Costs Worksheet.

The worksheet is intended for use during the budgeting process to estimate the district's percent increase of FY2024 budgeted expenditures over actual FY2023 expenditures. Budget information is copied to this page. Insert the prior year estimated actual expenditures to compute the estimated percentage increase (decrease).

The official Limitation of Administrative Costs Worksheet is attached to the end of the Annual Financial Report (ISBE Form 50-35) and may be submitted in conjunction with that report.

An official Limitation of Administrative Costs Worksheet can also be found on the ISBE website at: [Limitation of Administrative Costs](#)

ESTIMATED LIMITATION OF ADMINISTRATIVE COSTS WORKSHEET

(Section 17-1.5 of the School Code)

School District Name: **CHSD 94**RCDT Number: **19022094016**

		Estimated Actual Expenditures, Fiscal Year 2023				Budgeted Expenditures, Fiscal Year 2024			
		(10)	(20)	(80)		(10)	(20)	(80)	
Description	Funct. No.	Educational Fund	Operations & Maintenance Fund	Tort Fund	Total	Educational Fund	Operations & Maintenance Fund	Tort Fund	Total
1. Executive Administration Services	2320	353,910			353,910	350,500		0	350,500
2. Special Area Administration Services	2330	232,032			232,032	243,865		0	243,865
3. Other Support Services - School Administration	2490				0	0		0	0
4. Direction of Business Support Services	2510	173,754			173,754	189,295	0	0	189,295
5. Internal Services	2570				0	0		0	0
6. Direction of Central Support Services	2610				0	0		0	0
7. Deduct - Early Retirement or other pension obligations required by state law and included above.					0				0
8. Totals		759,696	0	0	759,696	783,660	0	0	783,660
9. Estimated Percent Increase (Decrease) for FY2024 (Budgeted) over (Actual) FY 2023									3%

REPORTING OF PUBLIC VENDOR CONTRACTS OF \$1,000 OR MORE (School Districts Only)

In accordance with the School Code, Section 10-20.21, all school districts are required to file a report listing 'vendor contracts' as an attachment to their budget. In this context, the term "vendor contracts" refers to "all contracts and agreements that pertain to goods and services that were intended to generate additional revenue and other remunerations for the school district in excess of \$1,000, including without limitation vending machine contracts, sports and other attire, class rings, and photographic services. **The report is to list information regarding such contracts for the fiscal year immediately preceding the fiscal year of the budget.** All such contracts executed on or after July 1, 2007 must be approved by the school board.

See: School Code, Section 10-20.21 - Contracts

[illegible]

Reference Description

- 1 Each fund balance should correspond to the fund balance reflected on the books as of June 30th - Balance Sheet Accounts #720 and #730 (audit figures, if available).
- 2 Accounting and Financial Reporting for Certain Grants and Other Financial Assistance. The "On-Behalf" Payments should only be reflected on this page (Budget Summary, Lines 10 and 20).
- 3 Requires the secretary of the school board to notify the county clerk (within 30 days of the transfer approval) to abate an equal amount of taxes to be next extended. See Sec. 10-22.14 & 17-2.11.
- 3a Requires notification to the county clerk to abate an equal amount from taxes next extended. See section 10-22.14
- 4 Principal on Bonds Sold:
 - (1) Funding Bonds are to be entered in the fund or funds in which the liability occurs.
 - (2) Refunding Bonds can be entered in the Debt Services Fund only.
 - (3) Building Bonds can be entered in the Capital Projects Fund only.
 - (4) Fire Prevention and Safety Bonds can be entered in the Fire Prevention & Safety Fund only.
- 5

The proceeds from the sale of school sites, buildings, or other real estate shall be used first to pay the principal and interest on any outstanding bonds on the property being sold, and after all such bonds have been retired, the remaining proceeds from the sale next shall be used by the school board to meet any urgent district needs as determined under Sections 2-3.12 and 17-2.11 of the School Code. Once these issues have been addressed, any remaining proceeds may be used for any other authorized purpose and for deposit into any district fund.
- 6 The School Code, Section 10-22.44 prohibits the transfer of interest earned on the investment of "any funds for purposes of Illinois Municipal Retirement under the Pension Code." This prohibition does not include funds for Social Security and Medicare-only purposes. For additional requirements on interest earnings, see 23 Illinois Administrative Code, Part 100, Section 100.50.
- 7 Cash plus investments must be greater than or equal to zero.
- 8

For cash basis budgets, this total will equal the Budget Summary - Total Direct Receipts/Revenues (Line 9) plus Total Other Sources of Funds (Line 46).
- 9 For cash basis budgets, this total will equal the Budget Summary - Total Direct Disbursements/Expenditures (Line 19) plus Total Other Uses of Funds (Line 79).
- 10 Working Cash Fund loans may be made to any district fund for which taxes are levied (Section 20-5 of the School Code).
- 11 Include revenue accounts 1110 through 1115, 1117, 1118 & 1120.
- 12 The School Code Section 17-2.2c. Tax for leasing educational facilities or computer technology or both, and for temporary relocation expense purposes.
- 13 Corporate personal property replacement tax revenue must be first applied to the Municipal Retirement/Social Security Fund to replace tax revenue lost due to the abolition of the corporate personal property tax (30 ILCS 115/12). This provision does not apply to taxes levied for Medicare-Only purposes.
- 14

Only tuition payments made to private facilities. See Functions 4200 or 4400 for estimated public facility disbursements/expenditures.
- 15 Payment towards the retirement of lease/purchase agreements or bonded/other indebtedness (principal only) otherwise reported within the fund - e.g.: alternate revenue bonds. (Describe & Itemize)
- 16 Only abolishment of Working Cash Fund must transfer its funds directly to the Educational Fund upon adoption of a resolution and at the close of the current school Year (see 105 ILCS 5/20-8 for further explanation)
Only abatement of working cash fund can transfer its funds to any fund in most need of money
(see 105 ILCS 5/20-10 for further explanation)

CHECK FOR ERRORS

This worksheet checks various cells to assure that selected items are in balance.

Please fix errors below before submitting to ISBE.

Budget Item References	Message
1. Deficit Reduction Plan (DefReductPlan 23-27 tab)	
Is Deficit Reduction Plan Required? (Joint Agreements do not complete Deficit Reduction Plan.)	Deficit Reduction Plan is not required
If required, is Deficit Reduction Plan completed? (DefReductPlan 23-27 tab)	
2. Cover Page (Cover tab)	
District Name must be selected from drop-down. (Cell H13)	OK
Accounting Basis must be selected on Cover sheet.	OK
Dates (Day, Month, Year) must be input on Cover sheet.	OK
Board Names must be typed on Cover sheet.	OK
3. Budget Summary: Other Sources (BudgetSum 2-4 tab - Acct 7000) must equal Other Uses (BudgetSum 2-4 tab - Acct 8000).	
Estimated Beginning Fund Balance July, 1 2023 for all Funds (Cells C3 - K3) (Line must have a number or zero. Do not leave blank.)	OK
Estimated Activity Fund Beginning Fund Balance July, 1 2023 (Cell C83) (Cell must have a number or zero. Do not leave blank.)	OK
Transfer Among Funds (Funds 10, 20, 40 - Acct 7130 - Cells C29, D29, F29), must equal (Funds 10, 20 & 40 - Acct 8130 - Cells C52, D52, F52).	OK
Transfer of Interest (Funds 10 thru 90 - Acct 7140 - Cells C30:K30), must equal (Funds 10 thru 60, & 80 - Acct 8140 - Cells C53:H53, J53).	OK
Transfer to Debt Service to Pay Principal on GASB 87 Leases (Fund 30 - Acct 7400 - Cell E39) must equal (Funds 10, 20 & 60 - Acct 8400 Cells C57:H60).	OK
Transfer to Debt Service to Pay Interest on GASB 87 Leases (Fund 30 - Acct 7500 - Cell E40) must equal (Funds 10, 20 & 60 - Acct 8500 - Cells C61:H64).	OK
Transfer to Debt Service Fund to Pay Principal on Revenue Bonds (Fund 30 - Acct 7600 - Cell E41) must equal (Funds 10 & 20 - Acct 8600 - Cells C65:D68).	OK
Transfer to Debt Service to Pay Interest on Revenue Bonds (Fund 30 - Acct 7700 - Cell E42) must equal (Funds 10 & 20 - Acct 8700 - Cells C69:D72).	OK
Transfer to Capital Projects Fund (Fund 60 - Acct 7800 - Cell H43) must equal (Fund 10 & 20, Acct 8800 - Cells C73:D76).	OK
4. Summary of Cash Transactions: Beginning Cash Balance on Hand July 1, 2023 (CashSum 5 tab, All Funds) cannot be negative.	
Educational (Fund 10 - Cell C3)	OK
Operations & Maintenance (Fund 20 - Cell D3)	OK
Debt Service (Fund 30 - Cell E3)	OK
Transportation (Fund 40 - Cell F3)	OK
Municipal Retirement/Social Security (Fund 50 - Cell G3)	OK
Capital Projects (Fund 60 - Cell H3)	OK
Working Cash (Fund 70 - Cell I3)	OK
Tort (Fund 80 - Cell J3)	OK
Fire Prevention & Safety (Fund 90 - Cell K3)	OK
Activity Funds (Cell C23)	OK
5. Summary of Cash Transactions: Ending Cash Balance on Hand June 30, 2024 (CashSum 5 tab - All Funds) cannot be negative.	
Educational (Fund 10 - Cell C21)	OK
Operations & Maintenance (Fund 20 - Cell D21)	OK
Debt Service (Fund 30 - Cell E21)	OK
Transportation (Fund 40 - Cell F21)	OK
Municipal Retirement/Social Security (Fund 50 - Cell G21)	OK
Capital Projects (Fund 60 - Cell H21)	OK
Working Cash (Fund 70 - Cell I21)	OK
Tort (Fund 80 - Cell J21)	OK
Fire Prevention & Safety (Fund 90 - Cell K21)	OK
6. Summary of Cash Transactions: Other Receipts (CashSum 5 tab) must equal Other Disbursements (CashSum 5 tab).	
Interfund Loans Payable (Funds 10:60, 80, 90 - Acct 411 - Cells C6:H6, J6:K6) must equal Interfund Loans Receivable (Funds 10:20, 40, 70 - Acct 141 - Cells C15:D15, F15, I15).	OK
Interfund Loans Receivable (Funds 10, 20, 40, 70 - Acct 141 - Cells C7:D7, F7, I7) must equal Interfund Loans Payable (Funds 10:60, 80, 90 - Acct 411 - Cells C16:H16, J16, K16).	OK
7. Estimated Revenue (EstRev 6-11 tab)	
Amounts must be input for revenue.	OK
8. Estimated Expenditures (EstExp 12-20 tab)	
Amounts must be input for expenditures.	OK
9. Itemization Notes: Revenues/Expenditures reported that require note on Itemize 21 tab.	
Include brief note(s) describing revenue source.	OK
Include brief note(s) describing expenditure use.	OK
10. EBF Spending Plan	
All required questions have been answered.	INCOMPLETE

End of Balancing